

Question 1 of 51

Points: 1



Which of the following tools allow a user to convert to a Macro Input/Macro Output? (Select THREE options.)

- A. Text Input
- B. Output Data
- C. Input Data
- D. Map Input
- E. Browse

Question 2 of 51

Points: 4



A volunteer organization is planning a large event. Volunteers ([dataset](#)) will be split into **30 groups** and sent to different locations to perform community service. Some of the volunteers have already been assigned to a group, but most have not.

Assign the remaining volunteers to groups so that each group has a total of **25 volunteers**. Perform the assignment in order by volunteer number. For example, if Group 1 needs 10 more volunteers, assign the first 10 available volunteers to that group. Repeat the same process for Group 2, then Group 3, etc. until all 750 volunteers are assigned to a group.

What is the sum of the **group numbers** for volunteers 525, 667, and 918?

(**Note:** If Alteryx Multi-threaded Processing (AMP) is enabled, use the Sort tool as needed to ensure accurate volunteer group assignment.)

A. 26

B. 32

C. 54

D. 78

[Clear selection](#)

Question 3 of 51

Points: 1



Which of the following statements about the Report text tool are correct? (Select THREE options.)



- A. The tool does not require an incoming data stream.
- B. The tool can use text from an incoming data stream to populate values.
- C. Hyperlinks and images can be included in the text.
- D. The tool can accept multiple incoming data streams.

Question 4 of 51

Points: 1



Match the following statements to the appropriate file type: macro or app. (An item may be used more than once.)

Can be added to the tool palette within Designer.

Macro



Runs a workflow without opening Designer.

App



A custom tool used within a workflow.

Macro



Opens in a custom input window.

App



Question 5 of 51

Points: 1



Which of the following Directory tool result attributes would be used to determine the last time a file was read and a file was last updated? (Select TWO options.)



- A. LastWriteTime
- B. LastUpdatedTime
- C. LastAccessTime
- D. LastReadTime
- E. LastModifiedTime

Question 6 of 51

Points: 1



Which methods can be used to disable a tool container as shown? (Select TWO options.)

Action (59) - Configuration

Select an action type:

Enable/Disable Container from Question (Default)

If the Check Box or Radio Button is selected, the Tool Container will be disabled. If the question is not selected, the Tool Container will be enabled.

- A. Connect a radio button to an Action tool to a tool container.
- B. Connect a check box to a Condition tool to a tool container.
- C. Connect a check box to an Action tool to a tool container.
- D. Connect a List Box tool to a tool container.

Question 7 of 51

Points: 1



A user created a macro that requires selections in an interface and would like to test the macro using the debug functionality to make sure that the selections are being passed through the macro properly. Where can the user do this?

- A. Workflow tab of the Workflow - Configuration window
- B. Meta Info tab of the Workflow - Configuration window
- C. Interface Designer – Test View
- D. Interface Designer - Properties

[Clear selection](#)

Question 9 of 51

Points: 1



Which of the following can the Render tool output? (Select THREE options.)

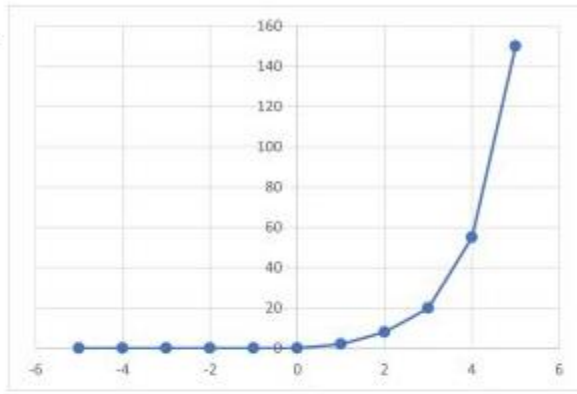


- A. PNG image
- B. HTML file
- C. Word document
- D. CSV file

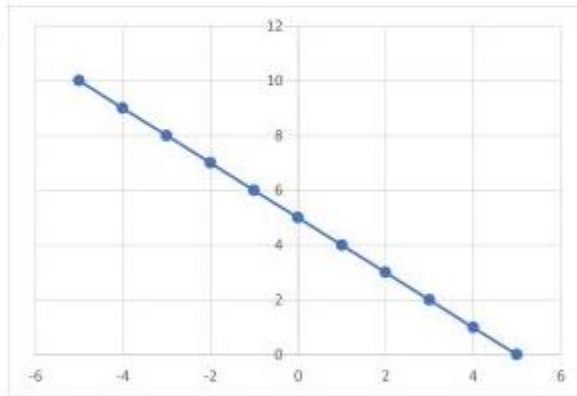
Which image describes a Spearman correlation of -1?



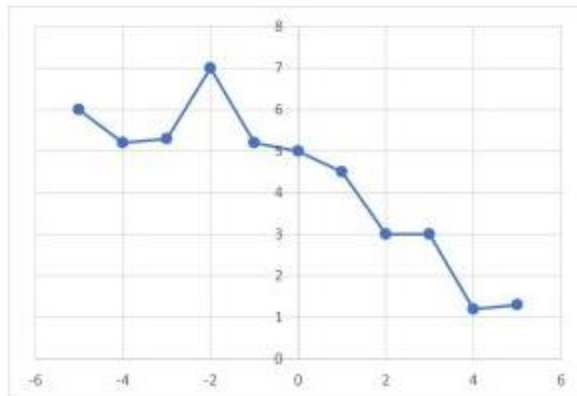
A.



B.

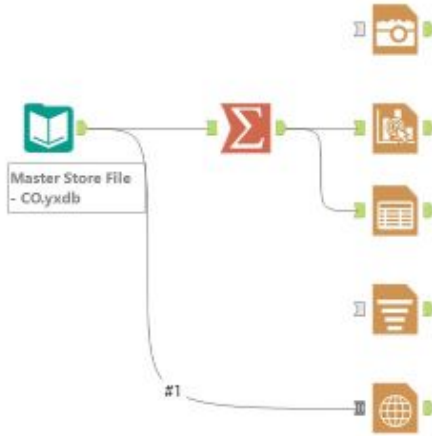


C.




Given the following workflow and final report, what is the MINIMUM number of REPORT LAYOUT tools required?


Workflow:




Final Report:



This report sample is brought to you by the "Create a report layout" sample in the Alteryx Designer. This sample features 5 reporting elements compiled together and arranged with the [Layout Tool](#).



County	Total Sales in County	Number of Stores in County
Adams County	677,298	2
Arapahoe County	2,167,302	7
Routor County	79,900	1
Broomfield County	176,237	1
Denver County	129,950	1
Douglas County	1,915,021	5
Jefferson County	2,564,048	7



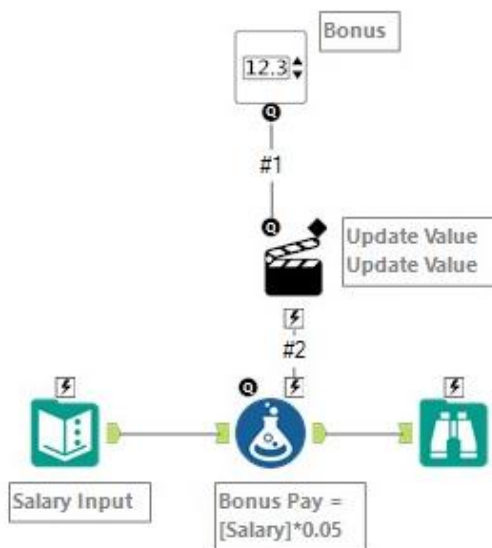
- A. 1
- B. 2
- C. 3
- D. 4
- E. 5

An app is being developed to allow users to calculate bonus pay based on a percentage of salary. Based on the workflow and desired outcome below, what is the correct configuration of the Action tool?

Data Input:

Record	Salary
1	50000
2	60000
3	70000
4	80000
5	90000

Workflow:



Desired Results:

Record	Salary	Bonus Pay
1	50000	2500
2	60000	3000
3	70000	3500
4	80000	4000
5	90000	4500

Question 13 of 51

Points: 1

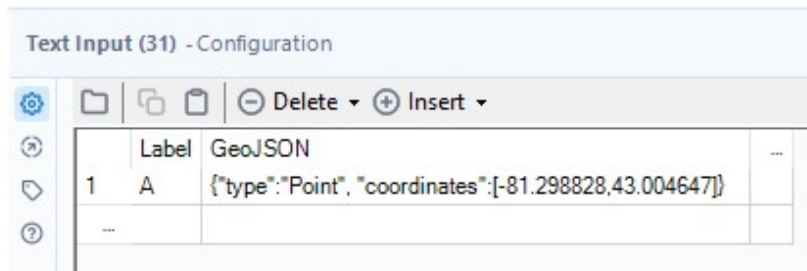


Which of the following are functions of Email Events? (Select THREE options.)

- A.** Email after error
- B.** Add attachment to email based on custom logic
- C.** Dynamically change from field based on custom logic
- D.** Customize email body content
- E.** Include a PowerPoint

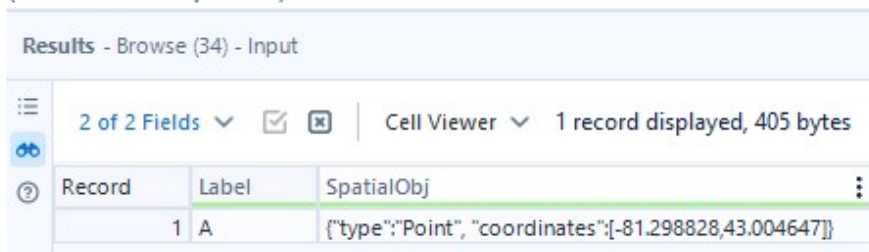
A user has the following GeoJSON in Alteryx Designer:

```
{"type":"Point", "coordinates":[-81.298828,43.004647]}
```



	Label	GeoJSON	...
1	A	{"type":"Point", "coordinates":[-81.298828,43.004647]}	
...			

Which of the following actions will change the GeoJSON into a spatial object in Designer?
(Select TWO options.)



Record	Label	SpatialObj
1	A	{"type":"Point", "coordinates":[-81.298828,43.004647]}

- A. Feed the data into a Create Points tool.
- B. Use the Spatial Info tool followed by the Create Points tool.
- C. Extract the coordinates from the string and then input them into a Create Points tool.
- D. Use a Select tool and select the SpatialObj data type.

Question 15 of 51

Points: 1



In which type of workflow can the Condition tool be used? (Select THREE options.)



- A. Standard Workflow
- B. Log File
- C. Batch Macro
- D. Iterative Macro
- E. Analytic App

Question 17 of 51

Points: 1



How can a user import multiple Excel files at once if each file has a different schema?

- A.** Use a wildcard (*) in the sheet name when using the Input Data tool.
- B.** Import only the list of sheet names using an Input Data tool followed by a Dynamic Input tool and choose to change the File/Table Name.
- C.** Create a Batch Macro and adjust the settings in the Interface Designer to Auto Configure by Name.
- D.** Select "Output File Name as Field: Yes and Import only the list of sheet names" using an Input Data tool followed by a Dynamic Input tool and choose to change the File/Table Name.

[Clear selection](#)

Question 18 of 51

Points: 4



The provided [dataset](#) contains metadata for songs released in 2022. The metadata is combined into one column.

A second [dataset](#) contains a list of key signatures that the songs are composed in.

- Only consider songs released in March 2022 or April 2022.
- Identify the two keys with the highest average popularity ratings.
- Based off the March 2022 or April 2022 dataset, what is the median mood score for the two keys identified above?

- A. A Major and D Minor with a median mood score of 0.6005
- B. D Major and F Sharp Minor with a median mood score of 0.3375
- C. A Major and D Minor with a median mood score of 0.6235
- D. A Major and D Minor with a median mood score of 0.789

[Clear selection](#)

Question 19 of 51

Points: 1



When configuring an iterative macro, users must decide what the macro will do if the iteration limit is reached. Which of the following are possible configuration choices? (Select THREE options.)

- A. Error
- B. Warn (and output leftover records)
- C. Output leftover records
- D. Warn (and process records until complete)

Question 20 of 51

Points: 1



Which of the following statements are true of Alteryx Data Connectors? (Select TWO options.)

- A. They are available as .yxzp files, a package of an Alteryx Data Connector tool, and all its dependencies.
- B. They are available for download as .yxi files.
- C. They are custom tools that can access cloud applications and products to read and write data or download and upload files.
- D. They require a separate license from Alteryx Designer.
- E. Once installed, they can be found in the Developer tab in Designer.
- F. Connectors are automatically updated with Designer upgrades.

Question 21 of 51

Points: 1



Which expression in the Formula tool converts "10:37 AM" to an Alteryx Designer Time format?



- A. `DateTimeParse([Time], "%I:%m")`
- B. `DateTimeParse([Time], "%h:%M")`
- C. `DateTimeParse([Time], "%H:%m %p")`
- D. `DateTimeParse([Time], "%I:%M %P")`

[Clear selection](#)

Using the Dynamic Input tool, how would a user import multiple sheets with the same schema from a single Excel file?



- A. **Dynamic Input (48) - Configuration**
- Input Data Source Template
Edit... _externals\1\StoreLocations.xlsx
- Read a List of Data Sources
Field: Sheet Names
Action: Change Entire File Path
- B. **Dynamic Input (48) - Configuration**
- Input Data Source Template
Edit... _externals\1\StoreLocations.xlsx
- Read a List of Data Sources
Field: Sheet Names
Action: Change File/Table Name
- C. **Dynamic Input (48) - Configuration**
- Input Data Source Template
Edit... _externals\1\StoreLocations.xlsx
- Read a List of Data Sources
Field: Sheet Names
Action: Append Suffix to File/Table Name
- D. **Dynamic Input (48) - Configuration**
- Input Data Source Template
Edit... _externals\1\StoreLocations.xlsx
- Read a List of Data Sources
Field: Sheet Names

Question 23 of 51

Points: 4



A company is looking to analyze the performance of its volunteers at getting donations using a week's worth of data. The provided [dataset](#) shows the employee's name, when their calls begin, the duration of the call, and the amount and method of a donation if one was provided.

Determine the employee who has the **longest median** time between calls for the week. (Time between calls is measured as the time between one call ending and the next beginning. Do not include the time from the last call on one day to the first call the next day.)

Using the results from the employee with the **longest median** time between calls, on which day did this employee receive their **highest total value** of donations (including credit, cash, or Venmo)?

- A. July 23, 2023
- B. July 24, 2023
- C. July 25, 2023
- D. July 26, 2023

[Clear selection](#)

Question 24 of 51

Points: 1



A Date/Time data field is fed into the Field Summary tool. Which summary statistics are provided for the data? (Select THREE options.)



- A. Earliest Date
- B. Latest Date
- C. Interval
- D. Most Common Date

Question 27 of 51

Points: 1



When configuring the Distance tool, which distances can a user choose?



- A. Miles, Kilometers, and Degrees only
- B. Miles, Kilometers, and Feet only
- C. Miles, Kilometers, Feet, and Meters only
- D. Miles, Kilometers, Degrees, and Meters only

[Clear selection](#)

Question 28 of 51

Points: 1



Using the Blob Convert tool, a string field can be converted into which blob data types? (Select THREE options.)



- A. Base64 encoded Binary Data
- B. HEX encoded Binary Data
- C. Text encoded with a Code Page
- D. MD5 Hash of Binary Data
- E. PNG, GIF, or JPG in Report Snippet

Question 29 of 51

Points: 1



Which single tool can convert the following into a Spatial Line Object?

Record	London	Manchester
1	Point - View Browse Tool Map Tab	Point - View Browse Tool Map Tab

- A. Formula
- B. Create Points
- C. Poly-Build
- D. Summarize

[Clear selection](#)

Question 31 of 51

Points: 1



The following dataset shows the number of widgets sold and the sales price in dollars at different locations for 3 days. The columns Monday, Tuesday, and Wednesday are of data type Int16.

Record	Location	Monday	Tuesday	Wednesday	Widget Price
1	Mayfield	12	13	18	4.99
2	Vernon	18	16	16	4.75
3	Radondo	14	15	10	5.39

Which tool can update the values in the Monday, Tuesday, and Wednesday columns to show the dollar value of the sales, and change the data types of those columns to Double?

- A. Multi-Field Binning
- B. Multi-Row Formula
- C. Multi-Field Formula
- D. Summarize

[Clear selection](#)

Question 33 of 51

Points: 1



A user would like to make a chained app where the second app opens immediately after the first app runs. Where would the user configure the apps so that the second app opens immediately after the first app runs?

- A.** Interface Designer - Properties window of the first app
- B.** Interface Designer - Properties window of the second app
- C.** Input Data tool of the second app
- D.** Workflow - Configuration window of the first app

[Clear selection](#)

See the following two images below. Using the Table tool, which options will allow a user to add a '\$' prefix to a numeric field and round to the nearest dollar? (Select TWO options.)



Input:

Record	Total Customers	Customers	Spend	Average Spend
1	Consumer	527	1867140.06	3542.960266
2	Corporate	943	3442606.9	3650.696607
3	Home Office	616	2179814.35	3538.659659
4	Small Business	592	1722923.82	2910.344291

Output:

Browse (53) - Configuration

1 record displayed, 1 field, 2,253 bytes

Report Profile

1 of 1 Fields | Records 1 to 1

Record	Total Customers	Customers	Spend	Average Spend
1	Consumer	527	\$1,867,140	\$3,543
	Corporate	943	\$3,442,607	\$3,651
	Home Office	616	\$2,179,814	\$3,539
	Small Business	592	\$1,722,924	\$2,910

- A. Column Rules: Select Apply always to Data only, select Prefix '\$', select Dec. Places '0'.
- B. Column Configuration: Update Prefix to '\$' and Dec. Places to '0' in the Spend and Average Spend columns.
- C. Column Rules: Select Apply always to Data only, select Formula "\$"+ToString([Average Spend],0,1).
- D. Column Rules: Select Apply always to Header and Data, select Prefix '\$', select Dec. Places '0'.

Question 35 of 51

Points: 1



Using the Directory tool, which file specification is used to determine a single letter within the file name (for example, File="Region_E.csv" but not "Region_Totals.csv")?



- A. Region_1.csv
- B. Region_*.csv
- C. Region_?.csv
- D. Region_!.csv

[Clear selection](#)

Question 36 of 51

Points: 1



Which of the following options will obscure data with asterisks as it is entered in a Text Box tool?



- A.** Select the Mask Text check box.
- B.** Select the Multiline check box.
- C.** Select the Hide control check box.
- D.** Enter a string of asterisks in the Default Text box.

[Clear selection](#)

Question 37 of 51

Points: 1



If a user has an Action tool connected to a Select tool, which interface tool would be best to use when updating the fields chosen in the Select tool?

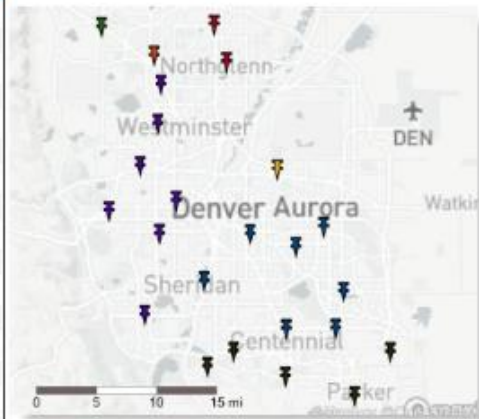
- A. Condition
- B. List Box
- C. Check Box
- D. Radio Button

[Clear selection](#)

Given the following report section, how should the Report Layout tool be configured?



City	Number of Stores	Total Sales	Total Customers
Arvada	1	474,482	67
Aurora	5	2,187,907	1,679
Broomfield	1	176,237	143
Denver	1	129,950	450
Edgewater	1	421,493	361
Englewood	1	438,582	227
Glendale	1	147,883	27
Highlands Ranch	2	850,143	644
Lakewood	2	669,157	598
Littleton	1	278,481	141
Lone Tree	1	148,536	373
Parker	1	490,621	314
Sheridan	1	158,651	105
Superior	1	79,900	442
Thornton	1	126,863	185
Westminster	2	975,779	350
Wheat Ridge	1	240,991	367





A.

Layout (90) - Configuration

Layout Mode: Each Individual Record

Group By: All Clear

Include Source Fields in Output

Layout Configuration

Orientation: Vertical

Layout Width: Percentage 100 %

Layout Height: Automatic

Border

Separator

Cell Padding: 0 pixels

Per Row Configuration

Table

Map

Height: Automatic

Alignment (V): Middle

Alignment (H): Center

Fill Color

B.

Layout (90) - Configuration

Layout Mode: Each Group Of Records

Group By:

Include Source Fields in Output

Layout Configuration

Orientation: Vertical

Layout Width: Percentage 100 %

Layout Height: Automatic

Border

Separator

Cell Padding: 0 pixels

Per Row Configuration

Data Field: Table

Height: Automatic to match Layout Height

Alignment (V): Automatic to match Layout Height

Alignment (H): Center

Fill Color



C.

Layout (90) - Configuration

Layout Mode: Each Individual Record

Group By: All Clear

Include Source Fields in Output

Layout Configuration

Orientation: Vertical with Section Breaks

Layout Width: Percentage 100 %

Layout Height: Automatic

Border

Separator

Cell Padding: 0 pixels

Per Section Configuration

Table

Map

Height: Automatic

Alignment (V): Top

Alignment (H): Center

Fill Color

Section Name: Use Field



D.

Layout (90) - Configuration

Layout Mode: Each Individual Record

Group By: All Clear

Include Source Fields in Output

Layout Configuration

Orientation: Horizontal

Layout Width: Percentage 100 %

Layout Height: Automatic

Border

Separator

Cell Padding: 0 pixels

Per Column Configuration

Table

Map

Width: Automatic

Alignment (V): Middle

Alignment (H): Center

Fill Color

Clear selection

Question 39 of 51

Points: 1



Match the statement to the appropriate macro type: standard, iterative, or batch. (Each item is only used once.)

Processes records in groups (grouped by a string field) in order to apply different calculations to each group.

Batch



Packages a commonly used column formatting process into one tool.

Standard



Runs records through a process repeatedly until a specified criteria is met.

Iterative



Question 40 of 51

Points: 1



Identify the appropriate macro type for the Interface tool included in the workflow. (Each item is only used once.)

Control Parameter

Batch Macro



Manually adjust in the Workflow Configuration window

Iterative Macro



Macro Input

Standard Macro



Question 41 of 51

Points: 1



A user has the following files in a folder:

Name	Date modified	Type	Size
Readme.docx	09/10/2023 16:04	Microsoft Word D...	0 KB
R1.csv	09/10/2023 16:00	Microsoft Excel C...	103 KB
R2.csv	09/10/2023 16:00	Microsoft Excel C...	137 KB
R3.csv	09/10/2023 16:01	Microsoft Excel C...	67 KB
R4.csv	09/10/2023 16:01	Microsoft Excel C...	41 KB
R5.csv	09/10/2023 16:01	Microsoft Excel C...	76 KB
S1.csv	09/10/2023 16:01	Microsoft Excel C...	76 KB

Using the Input tool, how would the user import only the files that begin with "R" and have .csv as their extension? (Select TWO options.)



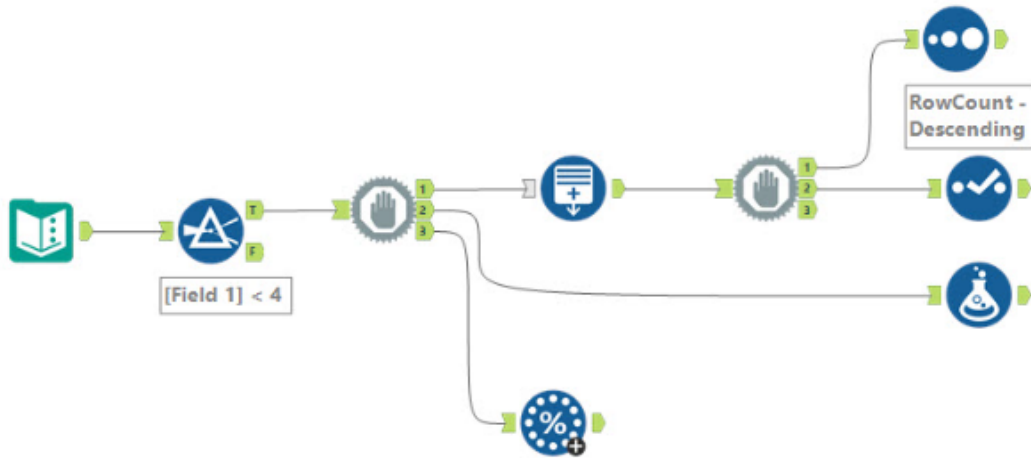
- A. R*.csv
- B. *.csv
- C. R?.csv
- D. *.*
- E. ??

Question 42 of 51

Points: 1



Given the following workflow, after the first Filter tool, in which order will the blue Preparation tools be executed?



First	<input type="text" value="Generate Rows"/>
Second	<input type="text" value="Sort"/>
Third	<input type="text" value="Select"/>
Fourth	<input type="text" value="Formula"/>
Fifth	<input type="text" value="Random % Sample"/>

Question 43 of 51

Points: 1



Which of the following statements about app interface design are true? (Select THREE options.)

- A. An app interface can have multiple tabs.
- B. Multiple elements in an app interface can be collapsed with one click.
- C. An app interface can contain a link to a website.
- D. A video can be embedded in an app interface.
- E. An audio help file can be embedded in an app interface.

Question 44 of 51

Points: 1



Which of the following statements are true about the Join Multiple tool? (Select TWO options.)



- A. It has embedded Select functionality.
- B. It is limited to a maximum of six input connections.
- C. By default, the output of the Join Multiple tool behaves like a Join tool.
- D. With the default configuration, all records are output from the tool.

A point is located within the boundaries of a polygon. The spatial objects are provided in two separate fields. A Distance tool is connected and configured as shown in the following image. Which of the following choices best describes the distance value that will be returned?



Distance (41) - Configuration

Spatial Object Fields

Point or Centroid Source: Point, Line or Polygon Destination: Point, Line or Polygon

Point Polygon

Output Distance

Create Nearest Interior Point Inside of the Polygon

When a point is inside a polygon:

Return a distance of 0

Return the distance to the nearest edge

Output Drivetime & Distance to Destination Centroid

Dataset: No valid datasets found

Route optimized by: Time Maximum: 30 Minutes

Allow Reversed Routing for Optimum Speed

Output Cardinal Direction

Output Direction in Degrees

Units: Miles

- A. A negative value
- B. Zero
- C. A positive value

Question 46 of 51

Points: 1



Which of the following can be found in the Data Sources tab within the Input Data tool? (Select THREE options.)



- A. Anaplan
- B. SAS
- C. PostgreSQL
- D. dBase
- E. Hive

Given the input below, which regular expression using the Parse output method of the RegEx tool will achieve the following output?



Input:

Record	Employee Info
1	Sanders, Byron (860)538-0012
2	Lawrence, Emily B. (509)634-9767
3	Kobayashi, Misaki (480)913-3589
4	Kosta, Vincent G. (501)772-2324

Output:

Record	Employee Info	RegExOut1	RegExOut2	RegExOut3	RegExOut4
1	Sanders, Byron (860)538-0012	Sanders	Byron	860	538-0012
2	Lawrence, Emily B. (509)634-9767	Lawrence	Emily B.	509	634-9767
3	Kobayashi, Misaki (480)913-3589	Kobayashi	Misaki	480	913-3589
4	Kosta, Vincent G. (501)772-2324	Kosta	Vincent G.	501	772-2324

- A.** `(\w+),\s(.+)?\s\((\d{3})\)\(.+)`
- B.** `(\w+),\s(.+)?\s(\d{3})?(.+)`
- C.** `([A-Z]+),(.+)?(\d{3})(\d{3}-\d{4})`

[Clear selection](#)

A user needs to create a shape around the spatial object (below left) which extends 20 miles in all directions (below right). Which tool will enable this?



- A. Generalize
- B. Trade Area
- C. Buffer
- D. Poly-Build

[Clear selection](#)

Question 50 of 51

Points: 1



To create a data processing solution capable of accepting user input and executing data transformations based on provided inputs, which Alteryx component should be employed?

- A. Alteryx Designer workflows
- B. Alteryx Designer apps
- C. Alteryx Server

[Clear selection](#)

The following datasets are connected to a Find Replace tool.



Dataset 1:

Record	Example	
1	Percent discount	
2	100% Exam Score	
3	centimeter	
4	Health Center	

Dataset 2:

Record	Find	Replace
1	cent	%

The configuration of the Find Replace tool is as follows:

A screenshot of a software configuration window titled "Find Replace (5) - Configuration". The window is divided into two main sections: "Find" and "Replace". In the "Find" section, the "Any Part of Field" radio button is selected. The "Find Within Field:" dropdown menu is set to "Example", and the "Find Value:" dropdown menu is set to "Find". There are also checkboxes for "Case Insensitive Find" and "Match Whole Word Only", both of which are currently unchecked. In the "Replace" section, the "Replace Found Text With Value:" radio button is selected, and its dropdown menu is set to "Replace". The checkbox "Replace Multiple Found Items (Find Any Part of Field only)" is checked. Below this, the "Append Field(s) to Record:" radio button is selected, and there are two checkboxes, "Find" and "Replace", both of which are unchecked. The window has a standard OS-style title bar and a close button in the bottom-left corner.

After examining the configuration closely, what will be the output of the Find Replace tool?