



**Rogers Broadcast Services**

**NRSC-2 B Measurement Report February 28, 2018**  
**KPHN AM 1360 Eldorado Kansas**  
**Michael Rogers**

## Qualifications

The measurements were conducted by a military trained SBE Broadcast Engineer.

Documentation by this engineer has been placed before the commission and is a matter of record.

Michael is currently Chairman of the Kansas City Chapter of the SBE

## Equipment Used

RSA306 USB Real Time Spectrum Analyzer  
Processed on a Spectre x360 i7 16 GB 1TB SSD




The antenna is a Scott Associates LP-3 shielded loop antenna with a Scott AM Notch Filter.

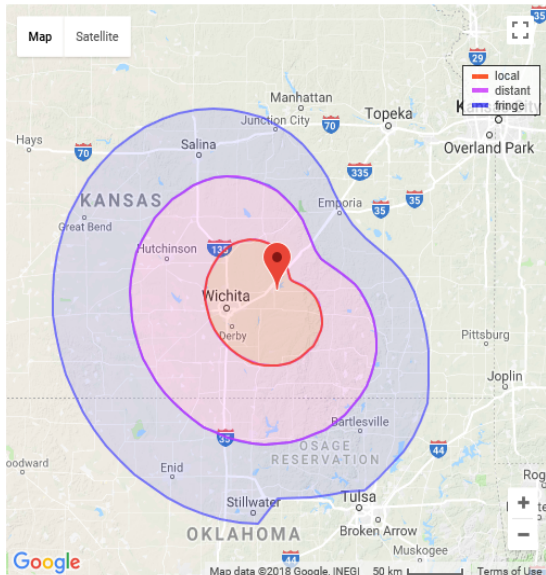


The antenna's frequency range is 0.5 to 10 MHz with a rising gain vs. frequency response.

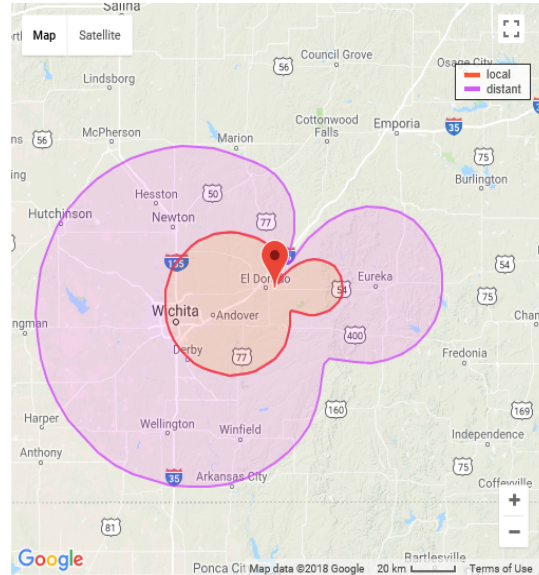
# KPHN AM 1360 Eldorado Kansas

<b>Status</b>	Licensed Class B  AM Station
<b>Hours of Operation</b>	Unlimited
<b>Antenna Mode</b>	Directional - 2 Patterns
<b>Daytime Power</b>	1000 Watts
<b>Nighttime Power</b>	240 Watts
<b>Daytime Number of Towers</b>	2
<b>Nighttime Number of Towers</b>	3
<b>Transmitter Location</b>	<a href="#">37° 48' 47" N, 96° 48' 44" W</a>
<b>License Granted</b>	November 01 2007
<b>License Expires</b>	June 01 2021
<b>Last FCC Update</b>	November 01 2007

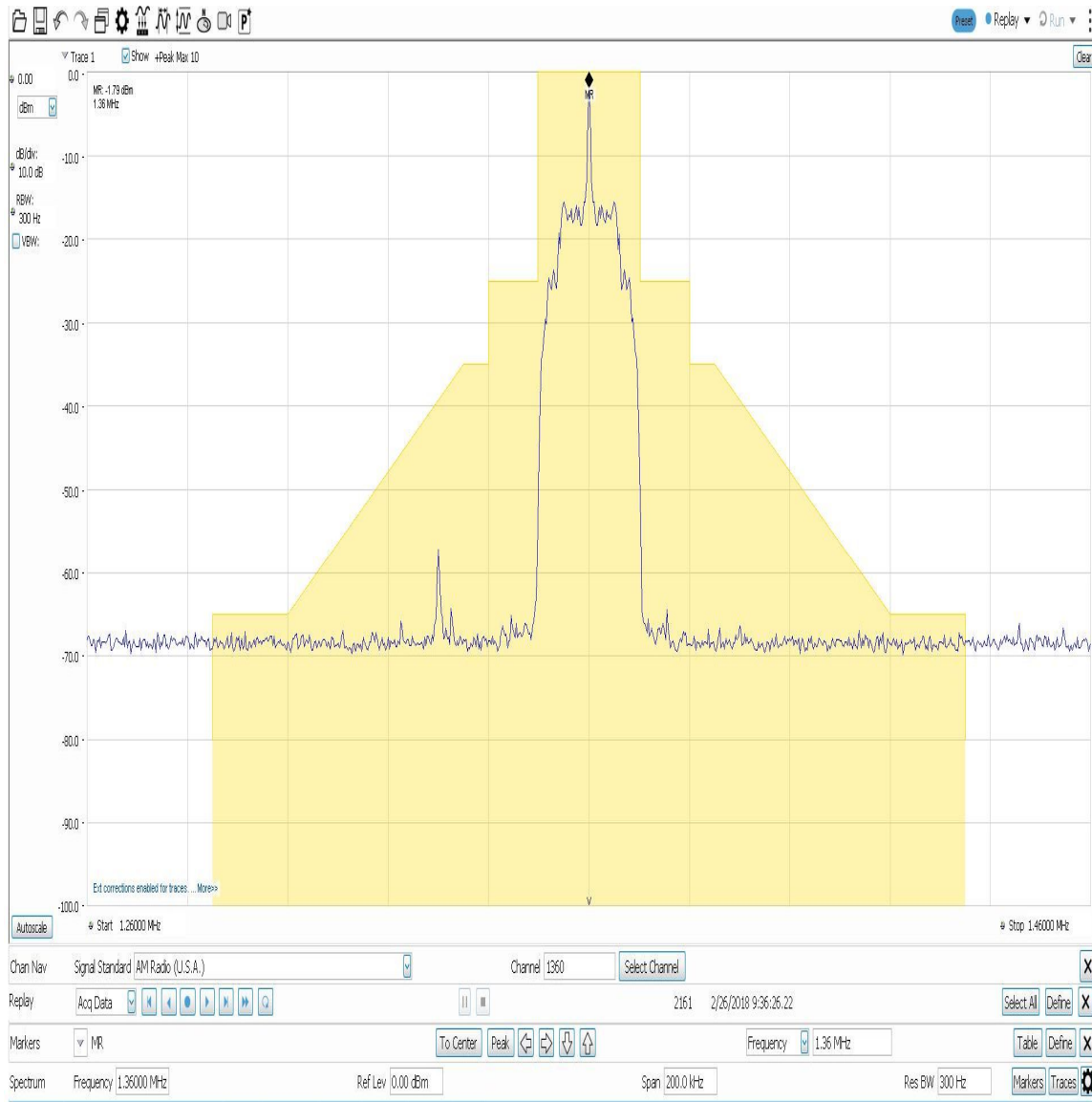
Predicted Daytime Coverage Area for [KPHN 1360 AM](#), El Dorado, KS



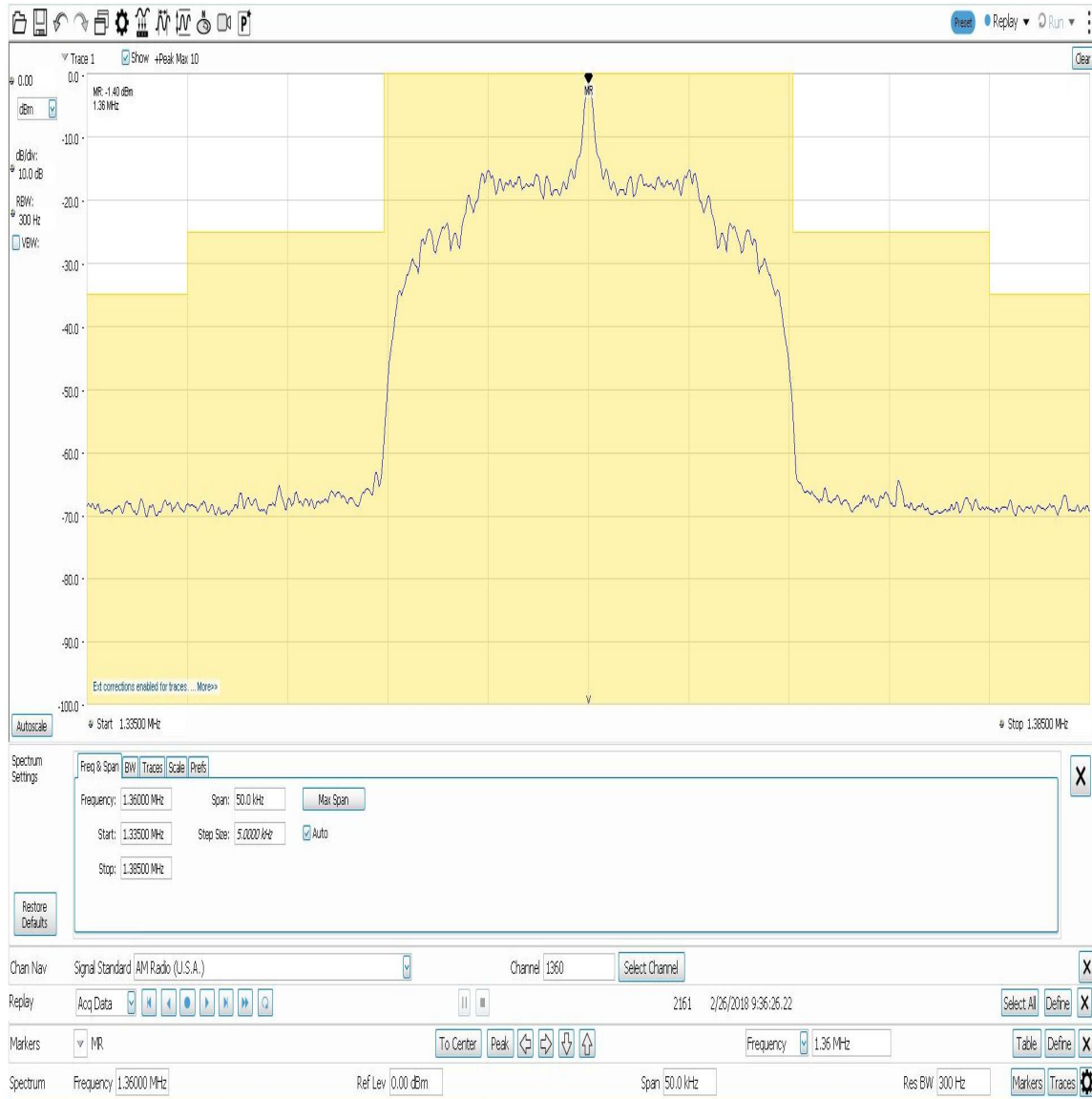
Predicted Nighttime\* Coverage Area for [KPHN 1360 AM](#), El Dorado,



# KPHN AM 1360 Mask 200 kHz Span Day Passed

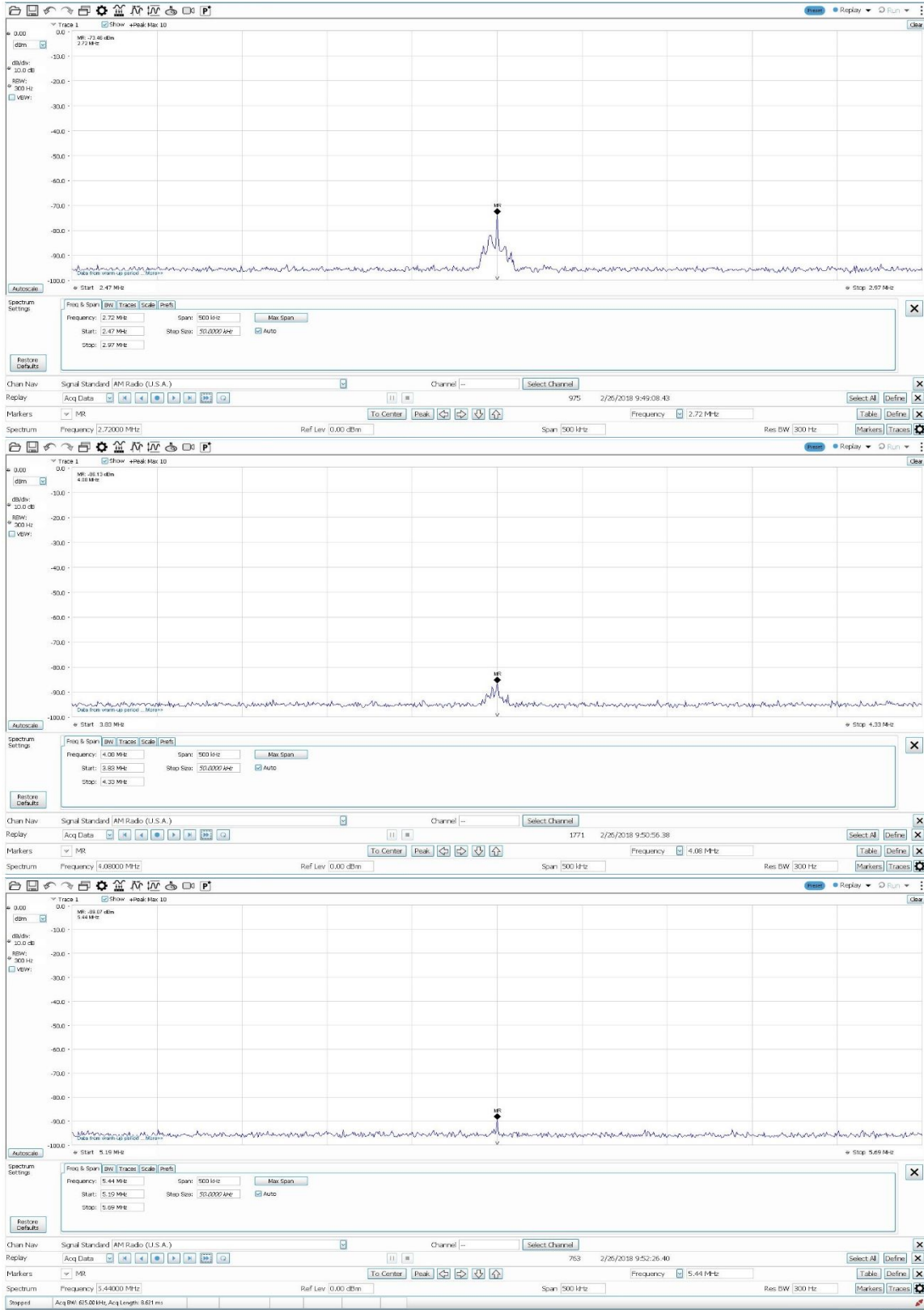


# KPHN AM 1360 Mask 50 kHz Span Day Passed



# All Harmonic Measurements Day

2720 kHz Passed  
4080 kHz Passed  
5440 kHz Passed



# AM Harmonic Measurement Calculations Day KPHN AM 1360

Call Letters: KPHN AM  
 Freq: 1360  
 City: Eldorado  
 State: KS

Date: 2/26/2018

Time: 9:00 AM

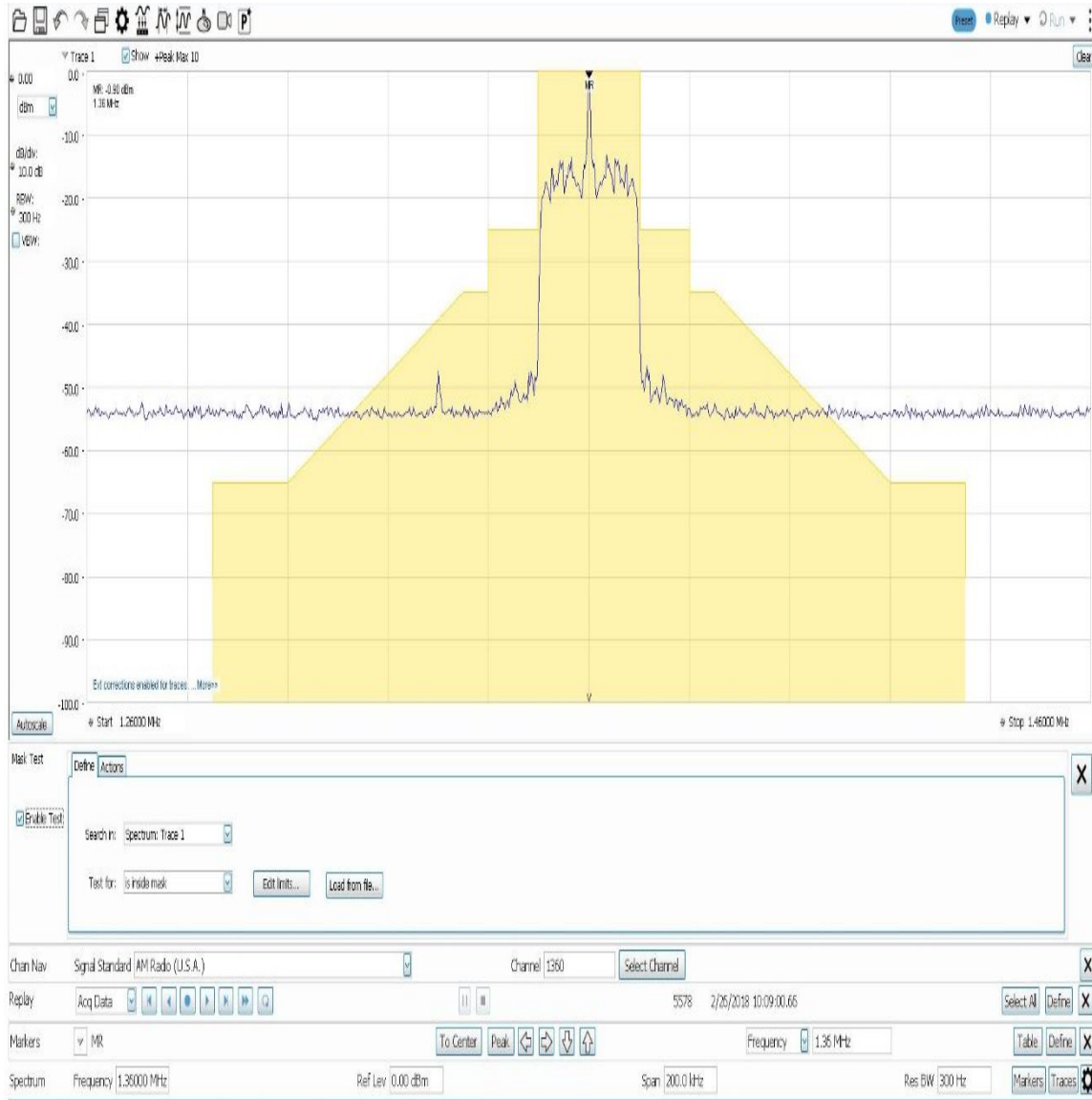
Power: 1000

First Harmonic Attenuation	76.37
Second Harmonic Attenuation	90.37
Third Harmonic Attenuation	93.83

\*\* To be legal all spurious harmonics must be in excess of: 73.00 db

	KhzReadings	dBm Reading	DB Attenuation	Formula	mVolt Reading	Calibration Factor Value	Megahertz Level	Reference Level	Harmonic Reading Divided By Reference Level
1st Fundamental	1360 Khz	-1.39 dBm	Final Calculation	0.101185	190.5394916 mV	326.76	1.36	62260.68429	
2nd Harmonic:	2720 Khz	-73.46 dBm	76.37	0.08	0.047477189 mV	199.20	2.72	9.45746	0.0001519
3rd Harmonic:	4080 Khz	-86.13 dBm	90.37	0.065976	0.011040405 mV	170.80	4.08	1.88570	0.0000303
4th Harmonic:	5440 Khz	-89.07 dBm	93.83	0.062679	0.007870186 mV	161.00	5.44	1.26710	0.0000204

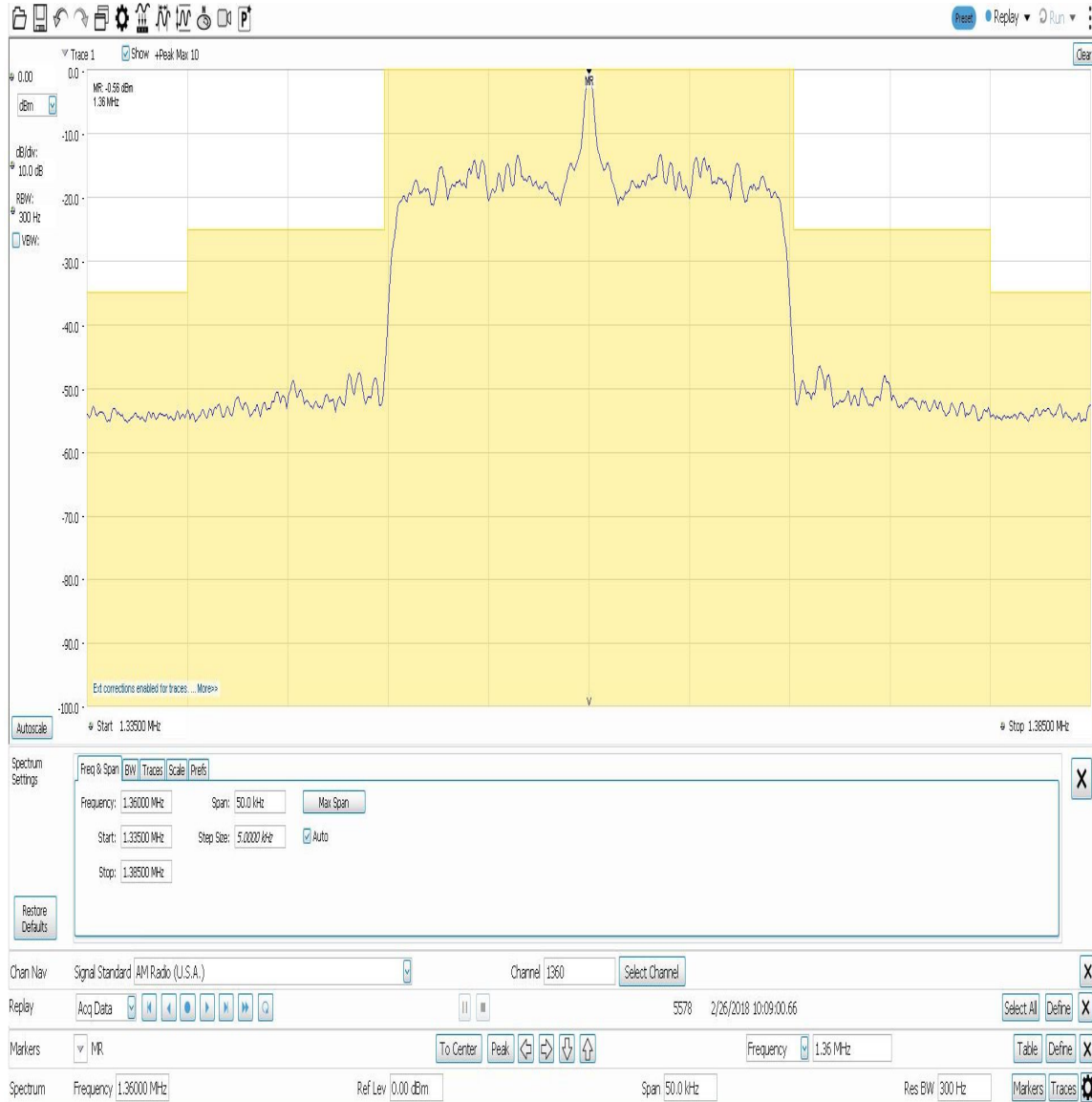
# KPHN AM 1360 200 kHz Span Night Passed



/

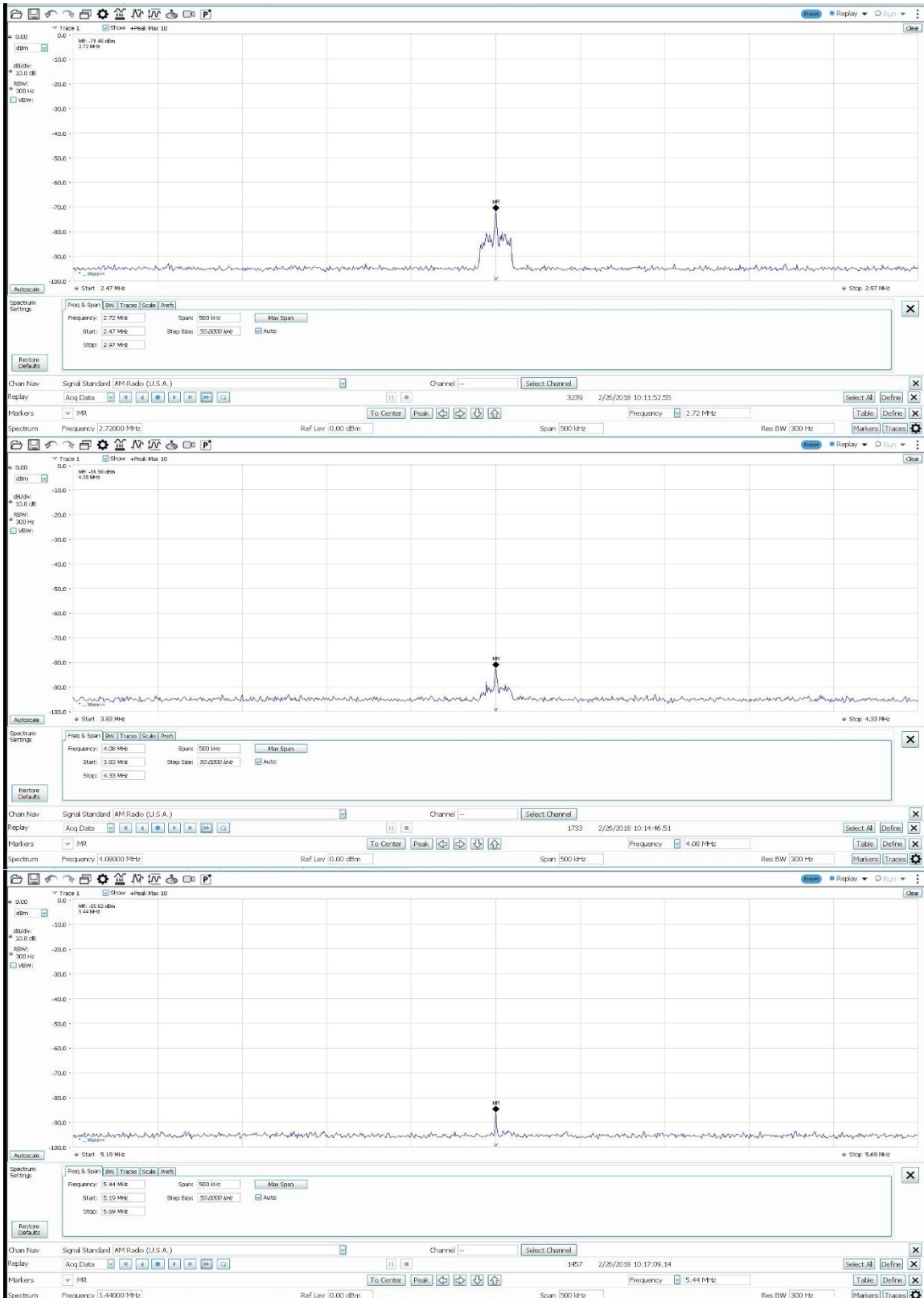


# KPHN AM 1360 50 kHz Span Night Passed



# All Harmonic Measurements Night

2720 kHz Passed  
4080 kHz Passed  
5440 kHz Passed



# AM Harmonic Measurement Calculations Night KPHN AM 1360

Call Letters: KPHN AM  
 Freq: 1360  
 City: Eldorado  
 State: KS

Date: 2/28/2018

Time: 10:45 AM

Power: 240

First Harmonic Attenuation	74.58
Second Harmonic Attenuation	86.43
Third Harmonic Attenuation	90.59

\*\* To be legal all spurious harmonics must be in excess of: 66.80 db

	KhzReadings	dBm Reading	DB Attenuation	Formula	mVolt Reading	Calibration Factor Value	Megahertz Level	Reference Level	Harmonic Reading Divided By Reference Level
1st Fundamental	1360 Khz	-1.18 dBm	Final Calculation	0.101228	195.2023322 mV	326.76	1.36	63784.31407	
2nd Harmonic:	2720 Khz	-71.46 dBm	74.58	0.08	0.05977024 mV	199.20	2.72	11.90623	0.0001867
3rd Harmonic:	4080 Khz	-81.98 dBm	86.43	0.069914	0.017802664 mV	170.80	4.08	3.04070	0.0000477
4th Harmonic:	5440 Khz	-85.62 dBm	90.59	0.066500	0.011708062 mV	161.00	5.44	1.88500	0.0000296

## 73.44 AM Transmission System Emission Limitations.

- (a) The emissions of stations in the AM service shall be attenuated in accordance with the requirements specified in paragraph (b) of this section. Emissions shall be measured using a properly operated and suitable swept-frequency RF spectrum analyzer using a peak hold duration of 10 minutes, no video filtering, and a 300 Hz resolution bandwidth, except that a wider resolution bandwidth may be employed above 11.5 kHz to detect transient emissions. Alternatively, other specialized receivers or monitors with appropriate characteristics may be used to determine compliance with the provisions of this section, provided that any disputes over measurement accuracy are resolved in favor of measurements obtained by using a calibrated spectrum analyzer adjusted as set forth above.
- (b) Emissions 10.2 kHz to 20 kHz removed from the carrier must be attenuated at least 25 dB below the unmodulated carrier level, emissions 20 kHz to 30 kHz removed from the carrier must be attenuated at least 35 dB below the unmodulated carrier level, emissions 30 kHz to 60 kHz removed from the carrier must be attenuated at least  $[5 + 1 \text{ dB/kHz}]$  below the unmodulated carrier level, and emissions between 60 kHz and 75 kHz of the carrier frequency must be attenuated at least 65 dB below the unmodulated carrier level. Emissions removed by more than 75 kHz must be attenuated at least  $43 + 10 \text{ Log (Power in watts)}$  or 80 dB below the unmodulated carrier level, whichever is the lesser attenuation, except for transmitters having power less than 158 watts, where the attenuation must be at least 65 dB below carrier level.
- (c) Should harmful interference be caused to the reception of other broadcast or non-broadcast stations by out of band emissions, the licensee may be directed to achieve a greater degree of attenuation than specified in paragraphs (a) and (b) of this section.
- (d) Measurements to determine compliance with this section for transmitter type acceptance are to be made using signals sampled at the output terminals of the transmitter when operating into an artificial antenna of substantially zero reactance. Measurements made of the emissions of an operating station are to be made at ground level approximately 1 kilometer from the center of the antenna system. When a directional antenna is used, the carrier frequency reference field strength to be used in order of preference shall be:
- (1) The measure non-directional field strength.
  - (2) The RMS field strength determined from the measured directional radiation pattern.
  - (3) The calculated expected field strength that would be radiated by a non-directional antenna at the stations authorized power.
- (e) Licensees of stations complying with the ANSI/EIA-549-1988, NRSC-1 AM Pre-emphasis / De-emphasis and Broadcast Transmission Bandwidth Specifications (NRSC-1), prior to June 30, 1990 or from the original commencement of operation will, until June 30, 1994, be considered to comply with paragraphs (a) and (b) of this section, absent any reason for the Commission to believe otherwise. Such stations are waived from having to make the periodic measurements required in 73.1590(a)(6) until June 30, 1994. However, licensees must make measurements to determine compliance with paragraphs (a) and (b) of this section upon receipt of an Official Notice of Violation or a Notice of Apparent Liability alleging noncompliance with those provisions, or upon specific request by the Commission.

I Michael Rogers hereby state that I have conducted the measurements contained in this report. To the best of my knowledge all measurements and analysis are compliant and were administered in method that is accepted by the Federal Communication Commission.

The results of the enclosed measurements are in compliance with the applicable AM emission standards.



Michael Rogers  
12508 Walmer  
Leawood Kansas 66209  
913-486-6122