







WRPI

DAILY STATION LOG

OPERATOR SIGN-IN
EASTERN DAYLIGHT TIME (EDT)

Friday, June 22, 2018

PAGE 1 OF 6

Print Last Name	Sign On	...at Time	Keys?	Sign Off	...at Time
Carter		0657	Yes		1200
Pollak		1639	Yes		1800
Connelly		1756	Yes		2400



WRPI 91.5 FM STEREO
ONE WRPI PLAZA, TROY, NY 12180-3590
 DARRIN COMMUNICATIONS CENTER 113
 RENSSELAER POLYTECHNIC INSTITUTE



THE TYPES OF PROGRAMMING WE DO:

- A ARTS
- G GIVEAWAY
- ID STATION IDENTIFICATION
- LE LIGHT ENTERTAINMENT
- NS NEWS OR WEATHER SERVICE
- O OTHER THINGS NOT ON THIS LIST
- PA PUBLIC AFFAIRS
- PC PROGRAM CONTINUITY
- PSA PUBLIC SERVICE ANNOUNCEMENT
- S SPORTS
- SP STATION PROMOTION
- SP/ID STATION PROMOTION AND IDENTIFICATION

OUR PROGRAMMING SOURCES:

- L LIVE AND LOCALLY-PRODUCED AT WRPI
- NET SATELLITE NETWORK OR EAS
- R REMOTELY PRODUCED ELSEWHERE
- REC RECORDED BY WRPI
- S SPORTS BROADCAST (WRPI)

THE OFFICIAL WRPI BROADCAST DAY RUNS FROM 0500 TO 2900. TIMES 2400 TO 2900 CORRESPOND TO THE USUAL 0000 TO 0500. IF YOU HAPPEN TO BE ON THE AIR AT 2900 (FIVE A.M.), YOU MUST SIGN INTO A FRESH LOG.

SIGNING ON AND OFF IS DONE ON THIS PAGE ALONE.
ALL SUBSEQUENT NOTATIONS ARE ASSUMED TO BE WRITTEN BY THE PERSON(S) SIGNED IN ABOVE.

JA



WRPI

DAILY STATION LOG

STL + TRANSMITTER

EASTERN DAYLIGHT TIME (EDT)

Friday, June 22, 2018

PAGE 2 OF 6

Scheduled Time	Actual Time	Voltage Ch. 2	Current Ch. 3	Direct Ch. 4	Indirect Ch. 5	STL + Transmitter	
						...On Time	...Off Time
	0659			4950		0659	1200
0500						1640	2400
0600							
0700	0702			4980			
0800	0758			4990			
0900	0859			4990			
1000	0955			4980			
1100	1057			4990			
1200	1200			4990			
1300							
1400							
1500							
1600							
	1641			4980			
1700	1656			4980		Confirm the following LEDs are off:	
1800	1756			4980		→ LED 12 ✓ LED 13 ✓ LED 14 ✓	
1900	1856			4980		Notes:	
2000	1958			4980		Confirm the following LEDs are on:	
2100	2056			4980		→ LED 15 ✓ LED 16 ✓	
2200	2156			4980		STATUS LED ASSIGNMENTS:	
2300	2256			4980		LED 1 FILAMENTS ON	
2400	2358			4980		LED 2 PLATE ON	
2500						LED 3 STL ON	
2600						LED 4 EXCITER ACTIVE	
2700						LED 6 ANTENNA TO TRANSMITTER A	
2800						LED 7 ANTENNA TO TRANSMITTER B	
2900						LED 8 TRANSMITTER BUILDING DOOR	
						LED 9 AUXILIARY FILAMENTS ON	
						LED 10 AUXILIARY PLATE	
						LED 12 TOWER LIGHTING FAILURE	
						LED 13 OBSTRUCTION LIGHT OUT	
						LED 14 BEACON LIGHT OUT	
						LED 15 OBSTRUCTION LIGHT ON	
						LED 16 BEACON LIGHT ON	



WRPI

DAILY STATION LOG
 MORNING PROGRAMMING
 EASTERN DAYLIGHT TIME (EDT)

Friday, June 22, 2018

PAGE 3 OF 6

Scheduled Time	Started at...	Ended at...	Program Name	Type	Source
0500			(Sign-On) Station Identification	ID	L
0600			Station Identification	ID	L
0630			PSA	PSA	R
	0700		DISCLAIMER	O	L
0700	0659		Station Identification (Sign-on)	ID	L
	0659	0900	"P-BRANE DMC"	LE	L
0730	0731		SP/ID ORA1	SP/ID	REC
	0752		DISCLAIMER	O	L
0800	0758		Station Identification	ID	L
0830	0828		SP/ID Verbal	SP/ID	REC
0900	0900		Station Identification	ID	L
	0900	1000	"Demo-CRAZY NOW!"	PA	NET
	1000		DISCLAIMER	O	L
1000	1000		Station Identification	ID	L
	1000	1200	"P-BRANE DMC"	LE	L
1030	1021		PSA American Red Cross (PC)	PSA	R
	1022		DISCLAIMER	O	L
1100	1058		Station Identification	ID	L
1100	1014	1017	What's Going On Here? (PC)	PSA	L
1130	1125		SP/ID Spoken	SP/ID	REC
	1124		DISCLAIMER	O	L
1200	1200		Station Identification (sign-off)	ID	L
1200	1120	1123	After Dark (PC)	PSA	L



WRPI

DAILY STATION LOG

AFTERNOON PROGRAMMING

EASTERN DAYLIGHT TIME (EDT)

Friday, June 22, 2018

PAGE 4 OF 6

Scheduled Time	Started at...	Ended at...	Program Name	Type	Source
1230			SP/ID	SP/ID	REC
1300			Station Identification	ID	L
1330			PSA	PSA	R
1400			SP/ID	SP/ID	REC
1430			PSA	PSA	R
1500			Station Identification	ID	L
1500			What's Going On Here?	PSA	L
1530			SP/ID	SP/ID	REC
1600			Station Identification	ID	L
	1640	1800	"The Shuffle"	LE	L
1700	1706		Station Identification	ID	L
	1729 ^{PP}				
1730	1729		PSA 10033	PSA	R
1800	1800		Station Identification	ID	L
	1800	2400	"The Sounds Of Now"	LE	L
1800	1800	1804	After Dark	PSA	L
1830	1833		SP/ID A009-4	SP/ID	REC
1900	1902		Station Identification	ID	L



WRPI
DAILY STATION LOG
 EVENING PROGRAMMING
 EASTERN DAYLIGHT TIME (EDT)

Friday, June 22, 2018

PAGE 5 OF 6

Scheduled Time	Started at...	Ended at...	Program Name	Type	Source
1930	1931		PSA #02087	PSA	R
2000	2007		Station Identification	ID	L
2000	2007	2005	What's Going On Here?	PSA	L
2100	2101		Station Identification	ID	L
2200	2201		SP/ID #JBD4-7	SP/ID	REC
2300	2307		Station Identification	ID	L
2300	2307	2305	After Dark	PSA	L
2330	2328		SP/ID GB4	SP/ID	REC
2400	2400		Station Identification (Sign-Off)	ID	L
2500			Station Identification	ID	L
2600			Station Identification	ID	L
2700			Station Identification	ID	L
2800			Station Identification	ID	L
2900			(Sign-Off) Station Identification	ID	L

