

WRPI



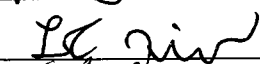
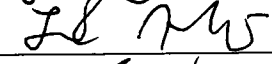









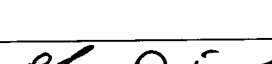






DAILY STATION LOG

OPERATOR SIGN-IN

EASTERN STANDARD TIME (EST)

Wednesday, February 6, 2019

PAGE 1 OF 6

Print Last Name	Sign On	...at Time	Keys?	Sign Off	...at Time
CARTER		0705	Yes		1200
Hines		1200	Yes		1400
STEAD		1400	oui		1705
COOK		1705	Yes		1801
Cover		1756	Yes		1902
Cole		1858	yes		2000
Cook		2000	Yes		
Hines		2100	Yes		2200
Mitchie		2200	Yes		2300
Liu		2300	Yes		2408



WRPI 91.5 FM STEREO
ONE WRPI PLAZA, TROY, NY 12180-3590
DARRIN COMMUNICATIONS CENTER 113
RENSSELAER POLYTECHNIC INSTITUTE



THE TYPES OF PROGRAMMING WE DO:

A ARTS
G GIVEAWAY
ID STATION IDENTIFICATION
LE LIGHT ENTERTAINMENT
NS NEWS OR WEATHER SERVICE
O OTHER THINGS NOT ON THIS LIST
PA PUBLIC AFFAIRS
PC PROGRAM CONTINUITY
PSA PUBLIC SERVICE ANNOUNCEMENT
S SPORTS
SP STATION PROMOTION
SP/ID STATION PROMOTION AND IDENTIFICATION

OUR PROGRAMMING SOURCES:

L LIVE AND LOCALLY-PRODUCED AT WRPI
NET SATELLITE NETWORK OR EAS
R REMOTELY PRODUCED ELSEWHERE
REC RECORDED BY WRPI
S SPORTS BROADCAST (WRPI)

THE OFFICIAL WRPI BROADCAST DAY RUNS FROM 0500 TO 2900. TIMES 2400 TO 2900 CORRESPOND TO THE USUAL 0000 TO 0500. IF YOU HAPPEN TO BE ON THE AIR AT 2900 (FIVE A.M.), YOU MUST SIGN INTO A FRESH LOG.

SIGNING ON AND OFF IS DONE ON THIS PAGE ALONE.
ALL SUBSEQUENT NOTATIONS ARE ASSUMED TO BE
WRITTEN BY THE PERSON(S) SIGNED IN ABOVE.



WRPI

DAILY STATION LOG

STL + TRANSMITTER

EASTERN STANDARD TIME (EST)

Wednesday, February 6, 2019

PAGE 2 OF 6

Scheduled Time	Actual Time	Voltage Ch. 2	Current Ch. 3	Direct Ch. 4	Indirect Ch. 5	STL + Transmitter	
						...On Time	...Off Time
	0711			4980		0711	2408
0500							
0600							
0700							
	0713			4980			
0800	0758			4980			
0900	0857			4980			
1000	0959			4980			
1100	1056			4980			
1200	1157			4980			
1300	1304			4980			
1400	1359			4980			
1500	1457			4980			
1600	1559			4980			
1700	1557			5000			
1800	1755			5000			
1900	1856			4990			
2000	1955			4990			
2100	2103			4980			
2200	2159			4980			
2300	2301			4980			
2400	2404			4980			
2500							
2600							
2700							
2800							
2900							

REMCo CHANNEL ASSIGNMENTS:

- CH. 1 TRANSMITTER FILAMENT (V)
- CH. 2 PLATE VOLTAGE (V)
- CH. 3 PLATE CURRENT (A)
- CH. 4 CALCULATED POWER (kW)
- CH. 5 FORWARD POWER [INDIRECT] (%)
- CH. 8 STL SIGNAL STRENGTH
- CH. 9 AUXILIARY FILAMENT (V)
- CH. 10 AUXILIARY VOLTAGE (V)
- CH. 11 AUXILIARY CURRENT (A)
- CH. 12 CALCULATED AUX. POWER (kW)
- CH. 13 FWD. AUX. PWR. [INDIRECT] (%)
- CH. 15 SHACK TEMPERATURE (°F)
- CH. 16 OUTSIDE TEMPERATURE (°F)

Notes:

Confirm the following LEDs are off:

→ LED 12 ☒ LED 13 ☒ LED 14 ☒

Confirm the following LEDs are on:

→ LED 15 ☒ LED 16 ☒

Notes:

STATUS LED ASSIGNMENTS:

- LED 1 FILAMENTS ON
- LED 2 PLATE ON
- LED 3 STL ON
- LED 4 EXCITER ACTIVE
- LED 6 ANTENNA TO TRANSMITTER A
- LED 7 ANTENNA TO TRANSMITTER B
- LED 8 TRANSMITTER BUILDING DOOR
- LED 9 AUXILIARY FILAMENTS ON
- LED 10 AUXILIARY PLATE
- LED 12 TOWER LIGHTING FAILURE
- LED 13 OBSTRUCTION LIGHT OUT
- LED 14 BEACON LIGHT OUT
- LED 15 OBSTRUCTION LIGHT ON
- LED 16 BEACON LIGHT ON



WRPI

DAILY STATION LOG

MORNING PROGRAMMING

EASTERN STANDARD TIME (EST)

Wednesday, February 6, 2019

PAGE 3 OF 6

Scheduled Time	Started at...	Ended at...	Program Name	Type	Source
0500			(Sign-On) Station Identification	ID	L
0600			Station Identification	ID	L
	0711	0900	" P-BRANE DUG "	LE	L
0630			PSA	PSA	R
	0712		Disclaimer	O	L
0700			Station Identification	ID	L
	0711		Station Identification (Sign-on)	ID	L
0730	0733		SP/ID Verbal	SP/ID	REC
	0732		Disclaimer	O	L
0800	0755		Station Identification	ID	L
0830	0825		SP/ID Verbal	SP/ID	REC
0900	0900		Station Identification	ID	L
	0900	1000	" Demo-CRAZY WOW! "	PA	NET
	1000		Disclaimer	O	L
1000	1000		Station Identification	ID	L
	1000	1200	" P-BRANE DUG "	LE	L
1030	1032		PSA American Red Cross (PC)	PSA	R
	1033		Disclaimer	O	L
1100	1055		Station Identification	ID	L
1100	1015	1018	What's Going On Here? (PC)	PSA	L
1130	1152		SP/ID Spoken (PC)	SP/ID	REC
	1151		Disclaimer	O	L
1200	1155		Station Identification	ID	L
1200	1148	1150	After Dark (PC)	PSA	L
	1200	1400	" LC'S Frosty Corner "	LE	L



WRPI
DAILY STATION LOG
 AFTERNOON PROGRAMMING
 EASTERN STANDARD TIME (EST)

Wednesday, February 6, 2019

PAGE 4 OF 6

Scheduled Time	Started at...	Ended at...	Program Name	Type	Source
1230	1225		SP/ID <i>SOC C'S of WRPI</i>	SP/ID	REC
1300	1302		Station Identification	ID	L
1330	1327		PSA <i>Street Crime</i>	PSA	R
1400	1359	1400	SP/ID <i>zombies</i>	SP/ID	REC
	1400	1705	<i>"Something Completely Different"</i>	LE	L
1430	1457		PSA (P.C.) <i>Street Crime</i>	PSA	R
1500	1457 (CRS)		Station Identification	ID	L
	1503				
1500	1457	1503	What's Going On Here?	PSA	L
1530	1529		SP/ID <i>JAPANESE CHOPPER</i>	SP/ID	REC
1600	1600		Station Identification	ID	L
1700	1657		Station Identification	ID	L
	1705	1800	<i>"EXH"</i>	LE	L
1730	1754		PSA (P.C.) - 12095	PSA	R
1800	1755		Station Identification	ID	L
	1800	1901	<i>"Cagfany's and B-Sides"</i>	LE	L
1800	1756	1800	After Dark	PSA	L
1830	1832		SP/ID <i>AD07-7 Radio Radio Radio</i>	SP/ID	REC
1900	1857		Station Identification	ID	L
	1901	2000	<i>"Meeltime"</i>	LE	L



WRPI

DAILY STATION LOG

EVENING PROGRAMMING

EASTERN STANDARD TIME (EST)

Wednesday, February 6, 2019

PAGE 5 OF 6

Scheduled Time	Started at...	Ended at...	Program Name	Type	Source
1930	1929		PSA Childhood Immunizations	PSA	R
	2000		"This Station's Spring Group"	LE	L
2000	1956		Station Identification	ID	L
2000	2003	2007	What's Going On Here?	PSA	L
2100	2104		Station Identification	ID	L
	2100	2200	"Blac K Lodge"	LE	L
2200	2201		SP/ID Spoken	SP/ID	REC
	2200	2300	"Math Mock 4 Nerds"	LE	L
2300	2302		Station Identification	ID	L
	2300		"Orange Planet"	LE	L
2300	2304	2309	After Dark	PSA	L
2330	2339		SP/ID GDD6-1 (PC)	SP/ID	REC
2400	2407		Station Identification (PC)	ID	L
2500			Station Identification	ID	L
2600			Station Identification	ID	L
2700			Station Identification	ID	L
2800			Station Identification	ID	L
2900			(Sign-Off) Station Identification	ID	L



PAGE 6 OF 6

[illegible]