

WRPI










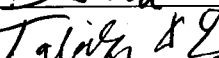
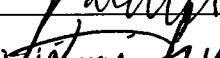











DAILY STATION LOG

OPERATOR SIGN-IN

EASTERN STANDARD TIME (EST)

Tuesday, February 5, 2019

PAGE 1 OF 6

Print Last Name	Sign On	...at Time	Keys?	Sign Off	...at Time
Carter		0659	Yes		1200
Scott		1200	Yes		1353
Cook		1353	Yes		1501
Morales		1501	Yes		1700
Earls		1700	Yes		1802
Wisniewski		1802	Yes		1918
Goldman		1915	Yes		2000
Marciano		2000	Yes		205
Hopkins		2100	Yes		2200
Cook		2200	Yes		2400
Knudsen		2400	Yes		2518



WRPI 91.5 FM STEREO
ONE WRPI PLAZA, TROY, NY 12180-3590
DARRIN COMMUNICATIONS CENTER 113
RENSSELAER POLYTECHNIC INSTITUTE



THE TYPES OF PROGRAMMING WE DO:

A ARTS
G GIVEAWAY
ID STATION IDENTIFICATION
LE LIGHT ENTERTAINMENT
NS NEWS OR WEATHER SERVICE
O OTHER THINGS NOT ON THIS LIST
PA PUBLIC AFFAIRS
PC PROGRAM CONTINUITY
PSA PUBLIC SERVICE ANNOUNCEMENT
S SPORTS
SP STATION PROMOTION
SP/ID STATION PROMOTION AND IDENTIFICATION

OUR PROGRAMMING SOURCES:

L LIVE AND LOCALLY-PRODUCED AT WRPI
NET SATELLITE NETWORK OR EAS
R REMOVEDLY PRODUCED ELSEWHERE
REC RECORDED BY WRPI
S SPORTS BROADCAST (WRPI)

THE OFFICIAL WRPI BROADCAST DAY RUNS FROM 0500 TO 2900. TIMES 2400 TO 2900 CORRESPOND TO THE USUAL 0000 TO 0500. IF YOU HAPPEN TO BE ON THE AIR AT 2900 (FIVE A.M.), YOU MUST SIGN INTO A FRESH LOG.

SIGNING ON AND OFF IS DONE ON THIS PAGE ALONE.
ALL SUBSEQUENT NOTATIONS ARE ASSUMED TO BE WRITTEN BY THE PERSON(S) SIGNED IN ABOVE.



WRPI

DAILY STATION LOG

STL + TRANSMITTER

EASTERN STANDARD TIME (EST)

Tuesday, February 5, 2019

PAGE 2 OF 6

Scheduled Time	Actual Time	Voltage Ch. 2	Current Ch. 3	Direct Ch. 4	Indirect Ch. 5	STL + Transmitter	
						...On Time	...Off Time
	0700			4960		0700	2518
0500							
0600							
0700	0702			4980			
0800	0756			4980		REMCO CHANNEL ASSIGNMENTS: CH. 1 TRANSMITTER FILAMENT (V) CH. 2 PLATE VOLTAGE (V) CH. 3 PLATE CURRENT (A) CH. 4 CALCULATED POWER (KW) CH. 5 FORWARD POWER [INDIRECT] (%) CH. 8 STL SIGNAL STRENGTH CH. 9 AUXILIARY FILAMENT (V) CH.10 AUXILIARY VOLTAGE (V) CH.11 AUXILIARY CURRENT (A) CH.12 CALCULATED AUX. POWER (KW) CH.13 FWD. AUX. PWR. [INDIRECT] (%) CH.15 SHACK TEMPERATURE (°F) CH.16 OUTSIDE TEMPERATURE (°F)	
0900	0859			4980			
1000	0957			4980			
1100	1057			4980			
1200	1159			4980			
1300							
1400	1357			4940			
1500	1501			4960			
1600	1555			4990			
1700	1655			4980			
1800	1758			4980			
1900	1902			4980			
2000	2000			4980			
2100	2055			4980			
2200	2201			4980			
2300	2204			4980		STATUS LED ASSIGNMENTS: LED 1 FILAMENTS ON LED 2 PLATE ON LED 3 STL ON LED 4 EXCITER ACTIVE LED 6 ANTENNA TO TRANSMITTER A LED 7 ANTENNA TO TRANSMITTER B LED 8 TRANSMITTER BUILDING DOOR LED 9 AUXILIARY FILAMENTS ON LED 10 AUXILIARY PLATE LED 12 TOWER LIGHTING FAILURE LED 13 OBSTRUCTION LIGHT OUT LED 14 BEACON LIGHT OUT LED 15 OBSTRUCTION LIGHT ON LED 16 BEACON LIGHT ON	
2400	2358			4980			
2500	2455			4990			
2600	2518			4990			
2700							
2800							
2900							

REMCO CHANNEL ASSIGNMENTS:

- CH. 1 TRANSMITTER FILAMENT (V)
- CH. 2 PLATE VOLTAGE (V)
- CH. 3 PLATE CURRENT (A)
- CH. 4 CALCULATED POWER (KW)
- CH. 5 FORWARD POWER [INDIRECT] (%)
- CH. 8 STL SIGNAL STRENGTH
- CH. 9 AUXILIARY FILAMENT (V)
- CH.10 AUXILIARY VOLTAGE (V)
- CH.11 AUXILIARY CURRENT (A)
- CH.12 CALCULATED AUX. POWER (KW)
- CH.13 FWD. AUX. PWR. [INDIRECT] (%)
- CH.15 SHACK TEMPERATURE (°F)
- CH.16 OUTSIDE TEMPERATURE (°F)

Notes:

Confirm the following LEDs are off:

→ LED 12 ✓ LED 13 ✓ LED 14 ✓

Confirm the following LEDs are on:

→ LED 15 ✓ LED 16 ✓

Notes:

STATUS LED ASSIGNMENTS:

- LED 1 FILAMENTS ON
- LED 2 PLATE ON
- LED 3 STL ON
- LED 4 EXCITER ACTIVE
- LED 6 ANTENNA TO TRANSMITTER A
- LED 7 ANTENNA TO TRANSMITTER B
- LED 8 TRANSMITTER BUILDING DOOR
- LED 9 AUXILIARY FILAMENTS ON
- LED 10 AUXILIARY PLATE
- LED 12 TOWER LIGHTING FAILURE
- LED 13 OBSTRUCTION LIGHT OUT
- LED 14 BEACON LIGHT OUT
- LED 15 OBSTRUCTION LIGHT ON
- LED 16 BEACON LIGHT ON



WRPI
DAILY STATION LOG
 MORNING PROGRAMMING
 EASTERN STANDARD TIME (EST)

Tuesday, February 5, 2019

PAGE 3 OF 6

Scheduled Time	Started at...	Ended at...	Program Name	Type	Source
0500			(Sign-On) Station Identification	ID	L
0600			Station Identification	ID	L
0630			PSA	PSA	R
	0701		Disclaimer	O	L
0700	0700		Station Identification (Sign-on)	ID	L
	0700	0900	"P-BRANE DUG"	LE	L
0730	0737		SP/ID ORA 1 (PC)	SP/ID	REC
	0741		Disclaimer	O	L
0800	0801		Station Identification	ID	L
0830	0828		SP/ID Verba	SP/ID	REC
0900	0900		Station Identification	ID	L
	0900	1000	"Demo - CRAZY WOLF"	PA	NET
	1000		Disclaimer	O	L
1000	1000		Station Identification	ID	L
	1000	1200	"P-BRANE DUG"	LE	L
1030	1019		PSA American Red Cross (PC)	PSA	R
	1021		Disclaimer	O	L
1100	1055		Station Identification	ID	L
1100	1008	1011	What's Going On Here? (PC)	PSA	L
1130	1125		SP/ID S Poken	SP/ID	REC
1200	1155		Station Identification	ID	L
	1154		Disclaimer	O	L
1200	1151	1153	After Dark (PC)	PSA	L
	1200	1355	"Temp-show-none"	LE	L

Scheduled Time	Started at...	Ended at...	Program Name	Type	Source
1230	1229		SP/ID 101229 "Folks" "Folks"	SP/ID	REC
1300	1250	1252	Station Identification (PC)	ID	L
1330	1330		PSA "FUNDGGI"	PSA	R
	1755	(501	"Polaris hairless redoubt"	LE	✓
1400	1422		SP/ID (PC) VLTs, VAPI	SP/ID	REC
	1401		Station Identification	ID	✓
1430	1433		PSA That's so Gay	PSA	R
1500	1500		Station Identification	ID	L
1500	1454	1500	What's Going On Here? (PC)	PSA	L
	1501	1701	"The Big WW"	LE	L
1530	1531		SP/ID # BB-14-63	SP/ID	REC
1600	1602		Station Identification	ID	L
1700	1659		Station Identification	ID	L
	1701	1802	"Borrowed Time"	LE	L
1730	1729	1729	PSA 12098 Worst Trumpet	PSA	R
1800	1802		Station Identification	ID	L
	1802	1818	"Smashing Things w/ Rocks"	LE	✓
1800	1802		After Dark	PSA	L
1830	1836		SP/ID (PC) MRE8	SP/ID	REC
1900	1902		Station Identification	ID	L
	1918	2000	60 mins 1 oops	LE	L



WRPI

DAILY STATION LOG

EVENING PROGRAMMING

EASTERN STANDARD TIME (EST)

Tuesday, February 5, 2019

PAGE 5 OF 6

Scheduled Time	Started at...	Ended at...	Program Name	Type	Source
1930	1956		PSA (PC) Truck driving	PSA	R
2000	2001		Station Identification	ID	L
	2000	2100	"AGFS"	LE	L
2000	2026	2031	What's Going On Here? (PC)	PSA	L
2100			Station Identification ^{verbal}	ID	L
2100 ^{5A}	2100	2200	Cash cab for coffee	LE	L
2200	2200		SP/ID Slint	SP/ID	REC
	2200	2400	"Amplifier, Voicemail"	LE	L
2300	2259		Station Identification	ID	L
2300	2300	2307	After Dark	PSA	L
2330	2337		SP/ID (PC) of Montreal	SP/ID	REC
2400	2400		Station Identification	ID	L
	2400	2518	"TRULTRA"	LE	L
2500	2451		Station Identification	ID	L
	2518		Sign-off		
2600			Station Identification	ID	L
2700			Station Identification	ID	L
2800			Station Identification	ID	L
2900			(Sign-Off) Station Identification	ID	L



WRPI
DAILY STATION LOG

GIVEAWAYS

EASTERN STANDARD TIME (EST)

Tuesday, February 5, 2019

PAGE 6 OF 6

[illegible]