

AGREEMENT FORM FOR POLITICAL CANDIDATE ADVERTISEMENTS

(check applicable box)

FEDERAL CANDIDATE

STATE/LOCAL CANDIDATE

To Avail Themselves Of The Lowest Unit Charge During A Political Window, Federal Candidates Must Sign The Certification On Page 3

Station and Location: KNEK KPRQ Lafayette, LA Date: 11/11/19

THE JACLYN GROUT LLC

being on behalf of COMITEE TO REELECT CANDICE ALBERT

a legally qualified candidate of the Democratic Party

political party for the office of: State Representative Dist 77

in the Run Off

election to be held on: September 16

do hereby request station time as follows:

Broadcast Length	Time of Day, Rotation or Package	Days	Class	Times per Week	Maximum Charges
	SEE ATTACHED				

Attach proposed schedule with charges (if applicable):

I represent that the payment for the above described broadcast time has been furnished by:

COMINGS TO FIGHT CANCER NOWELL

and you are authorized to announce the time as paid for by such person or entity. I represent that this person or entity is either a legally qualified candidate or an authorized committee/organization of the legally qualified candidate.

The name of the treasurer of the candidate's authorized committee is

BETHANN NEWELL

This station has disclosed to me its general advertising policies, including applicable classes and rates, and discount, promotional and other sales practices (not applicable to federal candidates).

THIS STATION DOES NOT DISCRIMINATE OR PERMIT DISCRIMINATION ON THE BASIS OF RACE OR ETHNICITY IN THE PLACEMENT OF ADVERTISING.

To Be Signed By Candidate or Authorized Committee

11/14/15
Date

[Signature]
Signature

To Be Signed By Station Representative

Accepted

Accepted in Part

Rejected

[Signature]
Signature

Kelvin [Signature]
Printed Name

AK
Title

BOLD2_LDP_Run Off Final Lafayette



From: Keiwyn Napoleon
 Phone: (504) 581-7002
 Email: keiwyn.napoleon@cmrmbus.com
 11/14/2019 11:29 AM


Flight Dates: 11/15/2019 - 11/16/2019
 Demo: P 12+

Radio Market: LAFAYETTE, LA
 Survey: SP19 SD
 Geography: Metro

Schedule Description:
 LDP_Run Off Final

Daypart	Spots	Length	Unit Rate	Total Cost	Frequency	Schedule Cums Persons
WEEKEND	43		\$54.32	\$2,337.76	2.3	78,100
Flight A - 1 wk (11/11)	22		\$54.32	\$1,195.00	2.7	73,100
One Week Total	22		\$54.32	\$1,195.00	2.7	73,100
M-F 6A-10A	3:00		\$65.00	\$195.00	1.4	49,400
M-F 10A-3P	3:00		\$65.00	\$195.00	1.2	43,500
M-F 3P-7P	3:00		\$65.00	\$195.00	1.2	46,300
M-F 7P-12M	4:00		\$40.00	\$160.00	1.4	20,200
Sa 6A-10A	3:00		\$50.00	\$150.00	1.8	13,500
Sa 10A-3P	3:00		\$50.00	\$150.00	1.8	19,100
Sa 3P-7P	3:00		\$50.00	\$150.00	1.8	14,700
WEEKDAY	21		\$92.14	\$1,935.00	2.3	80,800
Flight A - 1 wk (11/11)	21		\$92.14	\$1,935.00	2.3	80,800
One Week Total	21		\$92.14	\$1,935.00	2.3	80,800
M-F 6A-10A	3:00		\$70.00	\$210.00	1.2	43,900
M-F 10A-3P	3:00		\$70.00	\$210.00	1.2	48,200
M-F 3P-7P	3:00		\$70.00	\$210.00	1.3	52,200
M-F 7P-12M	3:00		\$60.00	\$180.00	1.2	34,900
Sa 6A-10A	3:00		\$55.00	\$165.00	1.5	9,600
Sa 10A-3P	3:00		\$55.00	\$165.00	1.7	22,500
Sa 3P-7P	3:00		\$55.00	\$165.00	1.8	14,000

The first demo listed is the Primary Demo.
 This report was created in TAPSCAN using the following Radio Information: LAFAYETTE, LA - SP19 SD, Metro; Multiple Dayparts Used; P 12+; See Detailed Scheduling Page for Complete Details.
 Copyright © 2019 The Nielsen Company. All rights reserved.




BOLD2_LDP_Run Off Final_Lafayette




From: Kelynn Napoleon
 Phone: (504) 581-7602
 Email: kelynn.napoleon@cumulus.com
 11/14/2019 11:29 AM

Schedule Grand Totals: 1 Week

Stations	Spots	Unit Rate	Total Cost	Frequency	Schedule Cumulative
KNER-FM	22	\$54.32	\$1,195.00	27	73,100
KPRC-FM	21	\$92.14	\$1,935.00	23	80,800

Accepted by Station: 
 Date: 11/14/19

Accepted by Client: 
 Date: 11-14-19

This station does not discriminate in the sale of advertising time and will accept no advertising which is placed with an intent to discriminate on the basis of race, gender or ethnicity. Advertiser hereby certifies that it is not buying broadcasting air time under this advertising sales contract for a discriminatory purpose, including but not limited to decisions not to place advertising on particular stations on the basis of race, gender, national origin or ancestry.

The first demo listed is the Primary Demo.
 This report was created in TAPSCAN using the following Radio information: LAFAYETTE, LA; SP10 SD; Metro; Multiple Dayparts Used; P 12+; See Detailed Sourcing Page for Complete Details.
 Copyright © 2019 The Nielsen Company. All rights reserved.



Detailed Sourcing Summary

Radio Market: LAFAYETTE, LA
Survey: Nielsen Radio Summary Data Spring 2019
Geography: Metro
Daypart: Multiple Dayparts Used

Demo/Intab/Population:

Age/Gender	Population	Intab
Persons 12+ (Primary)	481,800	1,283

Stations: User Selected
Additional Notices:

Estimates reported for dayparts which start and end between 12m and 5a are based on the 5a-5a broadcast day. Estimates for all other dayparts are based on the 12m-12m calendar day. Please note: The Intab reported is for the full twelve weeks of the survey. Users should note that reports run on fewer than twelve weeks are based on smaller sample sizes. Stations qualify to be reported if they have received credit for five or more minutes of listening and meet a minimum reporting standard of 0.1 AQH unrounded rating in the Metro survey area, Monday-Sunday 6AM-Midnight, during the survey period. If a current Nielsen client does not meet this minimum reporting standard, Nielsen will report the station as long as credited listening is received from at least one diarykeeper.

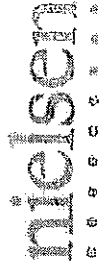
Estimates are derived from the diaries that provided the audience data for the Nielsen Radio Market Report and are subject to the qualifications and limitations stated in that Report. The TAPSCAN Web software product is accredited by the Media Rating Council and reports both accredited and non-accredited data. For a list of the accredited and non-accredited Nielsen radio markets and data available through TAPSCAN, click here: http://www.action.com/downloads/MRC_Accredited_Stations_Markets.pdf

The Reach and Frequency Model utilized by Nielsen is formulated on the bases of the Harris Model, a Linear Frequency reach-and-frequency model, and the Side Rule audience (curve) growth model.

Subscription Website: <http://nicelabs.nielsen.com>
Rating Reliability Estimator: <http://nicelabs.nielsen.com>

A Nielsen Radio eBook Special Notices and Station Activities document has been generated for each survey. Please select the hyperlink to the survey that interests you.

Report Copyright 2008 Nielsen, Software Copyright 2008-2019 Nielsen. Nielsen Radio Data Copyright 2019 Nielsen. All rights reserved. For use pursuant to a license from The Nielsen Company. Subject to the limitations and qualifications disclosed in the data and reports.
TAPSCAN is a mark of TAPSCAN Inc. used under license. Nielsen and the Nielsen logo are trademarks or registered trademarks of C2WACN Trademarks, L.L.C.
Copyright © 2019 The Nielsen Company. All rights reserved.



ORDER

Orders
Order / Rev: 311666
Alt Order #:
Product Desc: LDP Run Off_Final
Estimate:
Flight Dates: 11/15/19 - 11/16/19
Original Date / Rev: 11/14/19 / 11/14/19
Order Type: GENERAL
Primary AE: Kelwynn Napoleon
Sales Office: L-LAF
Sales Region: Local

Agency
Name: Jaelyn Group, The
Buying Contact:
Billing Contact:
 4904 Loyola Avenue
 New Orleans, LA 70115-5602
Billing Type: Cash
Billing Calendar: Calendar
Billing Cycle: EOM/EOC
Agency Commission: 15%

Advertiser
Name: Bold2
Demographic: A25-54
Product Codes: Candidates
Revenue Code 1: AGY-AVAIL
Revenue Code 2: POL-CAND
Revenue Code 3: POL-STATE
New Business Thru:
Advertiser External ID:
Agency External ID:
Unit Code: General

Bill Plan

Start Date	End Date	# Spots	Gross Amount	Net Amount
11/01/19	11/16/19	22	\$1,195.00	\$1,015.75

Totals

Month	# Spots	Gross Amount	Net Amount	Rating
November 2019	22	\$1,195.00	\$1,015.75	0.00
Totals	22	\$1,195.00	\$1,015.75	0.00

Account Executives

Account Executive	Sales Office	Sales Region	Start Date / End Date	Order %
Kelwynn Napoleon	L-LAF	Local	Start Of Order - End Of Order	100%

Ln	Ch	Start	End	Inventory Code	Break	Start/End Time	Days	Len	Spots	Rate	Pri	Rtg	Type	Spots	Amount
N 1	KNEKA	11/15/19	11/15/19	M-F AM Drive M-F	CM	6a-10a	----3--	1:00	3	\$65.00	P-50	0.00	NM	3	\$195.00
		<u>Start Date</u>	<u>End Date</u>	<u>Weekdays</u>		<u>Spots/Week</u>				<u>Rate</u>		<u>Rating</u>			
		Week: 11/11/19	11/17/19	----3--		3				\$65.00		0.00			
N 2	KNEKA	11/15/19	11/15/19	M-F Midday M-F	CM	10a-3p	----3--	1:00	3	\$65.00	P-50	0.00	NM	3	\$195.00
		<u>Start Date</u>	<u>End Date</u>	<u>Weekdays</u>		<u>Spots/Week</u>				<u>Rate</u>		<u>Rating</u>			
		Week: 11/11/19	11/17/19	----3--		3				\$65.00		0.00			
N 3	KNEKA	11/15/19	11/15/19	M-F PM Drive M-F	CM	3p-7p	----3--	1:00	3	\$65.00	P-50	0.00	NM	3	\$195.00
		<u>Start Date</u>	<u>End Date</u>	<u>Weekdays</u>		<u>Spots/Week</u>				<u>Rate</u>		<u>Rating</u>			
		Week: 11/11/19	11/17/19	----3--		3				\$65.00		0.00			
N 4	KNEKA	11/15/19	11/15/19	M-F Evening M-F	CM	7p-12a	----4--	1:00	4	\$40.00	P-50	0.00	NM	4	\$160.00
		<u>Start Date</u>	<u>End Date</u>	<u>Weekdays</u>		<u>Spots/Week</u>				<u>Rate</u>		<u>Rating</u>			
		Week: 11/11/19	11/17/19	----4--		4				\$40.00		0.00			
N 5	KNEKA	11/16/19	11/16/19	Sa-Su AM Sa-Su	CM	6a-10a	-----3-	1:00	3	\$50.00	P-50	0.00	NM	3	\$150.00
		<u>Start Date</u>	<u>End Date</u>	<u>Weekdays</u>		<u>Spots/Week</u>				<u>Rate</u>		<u>Rating</u>			
		Week: 11/11/19	11/17/19	-----3-		3				\$50.00		0.00			
N 6	KNEKA	11/16/19	11/16/19	Sa-Su Midday Sa-Su	CM	10a-3p	-----3-	1:00	3	\$50.00	P-50	0.00	NM	3	\$150.00

Order / Rev: 311666
 Alt Order #:
 Flight Dates: 11/15/19 - 11/16/19

Advertiser: Bold2
 Product Desc: LDP Run Off_Final
 Estimate:

KNEK-AM/FM

Ln	Ch	Start	End	Inventory Code	Break	Start/End Time	Days	Len	Spots	Rate	Pri	Rtg	Type	Spots	Amount
		<u>Start Date</u>	<u>End Date</u>	<u>Weekdays</u>					<u>Spots/Week</u>	<u>Rate</u>		<u>Rating</u>			
		Week: 11/11/19	11/17/19	-----3-					3	\$50.00		0.00			
N 7	KNEKA	11/16/19	11/16/19	Sa-Su PM Sa-Su	CM	3p-7p	-----3-	1:00	3	\$50.00	P-50	0.00	NM	3	\$150.00
		<u>Start Date</u>	<u>End Date</u>	<u>Weekdays</u>					<u>Spots/Week</u>	<u>Rate</u>		<u>Rating</u>			
		Week: 11/11/19	11/17/19	-----3-					3	\$50.00		0.00			
													Totals	22	\$1,195.00