

Alma Trejo for DA



From: Marina Lee
 Phone: (915) 920-1270
 Email: marina.lee@lownsquaremedia.com
 12/12/2023 5:28 PM

Flight Dates: 02/12/2024 - 03/05/2024
 Demo: P 25-64

Radio Market: EL PASO
 Survey: OCT23 (AUG-OCT)
 Geography: Metro

ScheduleDescription:
 Alma Trejo for DA Primary Campaign

| | Daypart | Daypart Code | Spots | Length | Unit Rate | Total Cost | Frequency | CPM | Gls |
|--|-------------|--------------|-------|--------|-----------|------------|-----------|--------|---------|
| Radio Total | | | 44 | | \$50.00 | \$2,200.00 | 3.1 | \$6.94 | 316,400 |
| KLAQ-FM | | | 22 | | \$60.00 | \$1,320.00 | 3.0 | \$6.62 | 192,600 |
| Flight A - 3 wks (02/12, 02/19, 02/26) | | | 18 | | \$60.00 | \$1,080.00 | 2.9 | \$6.74 | 160,200 |
| One Week Total | | | 6 | | \$60.00 | \$360.00 | 1.8 | \$6.74 | 53,400 |
| Flight A - 1 wk (03/04) | M-F 6A-10A | AM | 6 | 30 | \$60.00 | \$360.00 | 1.8 | \$6.74 | 53,400 |
| One Week Total | | | 4 | | \$60.00 | \$240.00 | 1.6 | \$7.41 | 32,400 |
| Flight B - 1 wk (03/04) | | | 4 | | \$60.00 | \$240.00 | 1.6 | \$7.41 | 32,400 |
| One Week Total | M-Tu 6A-10A | | 4 | 30 | \$60.00 | \$240.00 | 1.6 | \$7.41 | 32,400 |
| XSII-FM | | | 22 | | \$40.00 | \$880.00 | 2.8 | \$7.14 | 123,800 |
| Flight A - 3 wks (02/12, 02/19, 02/26) | | | 18 | | \$40.00 | \$720.00 | 2.6 | \$7.27 | 99,000 |
| One Week Total | | | 6 | | \$40.00 | \$240.00 | 1.7 | \$7.27 | 33,000 |
| Flight A - 1 wk (03/04) | M-F 7A-10A | | 6 | 30 | \$40.00 | \$240.00 | 1.7 | \$7.27 | 33,000 |
| One Week Total | | | 4 | | \$40.00 | \$160.00 | 1.7 | \$6.45 | 24,800 |
| Flight C - 1 wk (03/04) | | | 4 | | \$40.00 | \$160.00 | 1.7 | \$6.45 | 24,800 |
| One Week Total | M-Tu 7A-10A | | 4 | 30 | \$40.00 | \$160.00 | 1.7 | \$6.45 | 24,800 |

The first demo listed is the Primary Demo
 This report was created in TAPSCAN using the following Radio information: EL PASO, OCT23 (AUG-OCT); Metro; Multiple Dayparts Used; P 25-64; See Detailed Sourcing Page for Complete Details
 Copyright © 2023 The Nielsen Company. All rights reserved.



Alma Trejo for DA



From: Marina Lee
 Phone: (915) 920-1270
 Email: marina.lee@townsquaremedia.com
 12/12/2023 5:28 PM

Schedule Grand Totals: 4 Weeks

| Stations | Spots | Unit Rate | Total Cost | Frequency | CPM | GIs |
|--------------------|-------|-----------|------------|-----------|--------|---------|
| Radio Total | 44 | \$50.00 | \$2,200.00 | 3.1 | \$6.94 | 316,400 |
| KLAQ-FM | 22 | \$60.00 | \$1,320.00 | 3.0 | \$6.82 | 192,600 |
| KSII-FM | 22 | \$40.00 | \$880.00 | 2.8 | \$7.14 | 123,800 |

Accepted by Station

Accepted by Client

Date

12/21/2023

Date

This station does not discriminate in the sale of advertising time and will accept no advertising which is placed with an intent to discriminate on the basis of race, gender or ethnicity. Advertiser hereby certifies that it is not buying broadcasting air time under this advertising sales contract for a discriminatory purpose, including but not limited to decisions not to place advertising on particular stations on the basis of race, gender, national origin or ancestry.

The first demo listed is the Primary Demo

This report was created in TAPSCAN using the following Radio information: EL PASO, OCT23 (AUG-OCT); Metro; Multiple Dayparts Used; P 25-64; See Detailed Sourcing Page for Complete Data's.

Copyright © 2023 The Nielsen Company. All rights reserved.



Detailed Sourcing Summary

Radio Market: EL PASO
Survey: Nielsen Radio October 2023 (August - October)
Geography: Metro
Daypart: Multiple Dayparts Used

Demo/InTab/Population:

| Age/Gender | Population | InTab |
|------------------------|------------|-------|
| Adults 25-64 (Primary) | 434,500 | 995 |

Stations: User Selected
Additional:
Notices:

Estimates reported for dayparts which start and end between 12m and 5a are based on the 5a-5a broadcast day. Estimates for all other dayparts are based on the 12m-12m calendar day.

Please note: The InTab reported is for the full twelve weeks of the survey. Users should note that reports run on fewer than twelve weeks are based on smaller sample sizes.

Stations qualify to be reported if they have received credit for five or more minutes of listening and meet a minimum reporting standard of 0.1 AQH unrounded rating in the Metro survey area, Monday-Sunday 6AM-Midnight, during the survey period. If a current Nielsen client does not meet this minimum reporting standard, Nielsen will report the station as long as credited listening is received from at least one diarykeeper.

Estimates are derived from the diaries that provided the audience data for the Nielsen Radio Market Report and are subject to the qualifications and limitations stated in that Report. The TAPSCAN Web software product is accredited by the Media Rating Council and reports both accredited and non-accredited data. For a list of the accredited and non-accredited Nielsen radio markets and data available through TAPSCAN, click here: http://www.nielsen.com/downloads/MRC_Accredited_Sources_Markets.pdf

The Reach and Frequency Model utilized by Nielsen is formulated on the bases of the Harris Model, a Linear Frequency reach-and-frequency model, and the Slide Rule audience (cume) growth model.

Ascription Website: <http://ascription.nielsen.com>
Rating Reliability Estimator: <https://ro.nielsen.com>

A Nielsen Radio eBook Special Notices and Station Activities document has been generated for each survey. Please select the hyperlink to the survey that interests you.
<https://ebook.nielsen.com/survey/CRA2023OC10161epl/s/SpecialNotices.pdf>




Report: Copyright 2008 Nielsen. Software: Copyright 2008-2020 Nielsen. Nielsen Radio Data: Copyright 2023 Nielsen. All rights reserved. For use pursuant to a license from The Nielsen Company. Subject to the limitations and qualifications disclosed in the data and reports.

TAPSCAN is a mark of TAPSCAN Inc. used under license. Nielsen and the Nielsen logo are trademarks or registered trademarks of CZTACN Trademarks, L.L.C.

Copyright © 2023 The Nielsen Company. All rights reserved.



BLUEPRINT TO VICTORY

| | OWN THE CONVERSATION  | GAIN MORE VISIBILITY  | GROW YOUR BASE  |
|---|--|--|--|
| AUDIENCE TARGETED STREAMING TV | ✓ 23,809 impressions | | |
| PROGRAMMATIC AUDIO | ✓ 31,818 impressions | | |
| SOCIAL MEDIA: AWARENESS | ✓ 50,000 impressions | ✓ 50,000 impressions | ✓ 100,000 impressions |
| PROGRAMMATIC TARGETING: Audience, Keyword, and RON | ✓ 73,855 impressions | ✓ 73,855 impressions | ✓ 73,855 impressions |
| DOOR TO DOOR MARKETING | ✓ 50,000 e-mails ✓ 41,667 geofence impressions | ✓ 50,000 e-mails ✓ 41,667 geofence impressions | |
| RETARGETING | ✓ | ✓ | ✓ |
| | \$4,500 /month | \$2,825 /month | \$1,500 /month 1/22-3/22 |

*Ask about custom pricing with Voter Database & Look-a-Like Modeling

FLIGHT DATES

Jan 22

- Mar 2

SIGNATURE

Dea R...

townsquare