











WRPI

DAILY STATION LOG

OPERATOR SIGN-IN
EASTERN STANDARD TIME (EST)

Date: MONDAY, SEPTEMBER 17, 2018

PAGE 1 OF 6

Print Last Name	Sign On	...at Time	Keys?	Sign Off	...at Time
CARTER		0654	Yes		1200
GOLDBERG	Mary Goldberg	1200	YES	Mary Goldberg	1203
Marciano		1600	Yes		1805
Ritchie		1800	Yes		2001
Speed		2000	Yes		2201
Young		2201			2400



WRPI 91.5 FM STEREO
ONE WRPI PLAZA, TROY, NY 12180-3590
 DARRIN COMMUNICATIONS CENTER 113
 RENSSELAER POLYTECHNIC INSTITUTE



THE TYPES OF PROGRAMMING WE DO:

- A ARTS
- G GIVEAWAY
- ID STATION IDENTIFICATION
- LE LIGHT ENTERTAINMENT
- NS NEWS OR WEATHER SERVICE
- O OTHER THINGS NOT ON THIS LIST
- PA PUBLIC AFFAIRS
- PC PROGRAM CONTINUITY
- PSA PUBLIC SERVICE ANNOUNCEMENT
- S SPORTS
- SP STATION PROMOTION
- SP/ID STATION PROMOTION AND IDENTIFICATION

OUR PROGRAMMING SOURCES:

- L LIVE AND LOCALLY-PRODUCED AT WRPI
- NET SATELLITE NETWORK OR EAS
- R REMOTELY PRODUCED ELSEWHERE
- REC RECORDED BY WRPI
- S SPORTS BROADCAST (WRPI)

THE OFFICIAL WRPI BROADCAST DAY RUNS FROM 0500 TO 2900. TIMES 2400 TO 2900 CORRESPOND TO THE USUAL 0000 TO 0500. IF YOU HAPPEN TO BE ON THE AIR AT 2900 (FIVE A.M.), YOU MUST SIGN INTO A FRESH LOG.

SIGNING ON AND OFF IS DONE ON THIS PAGE ALONE.
ALL SUBSEQUENT NOTATIONS ARE ASSUMED TO BE WRITTEN BY THE PERSON(S) SIGNED IN ABOVE.

JA



WRPI

DAILY STATION LOG

STL + TRANSMITTER

EASTERN STANDARD TIME (EST)

Date: MONDAY, SEPTEMBER 17, 2018

PAGE 2 OF 6

Scheduled Time	Actual Time	Voltage Ch. 2	Current Ch. 3	Direct Ch. 4	Indirect Ch. 5	STL + Transmitter	
						...On Time	...Off Time
	0656			4880		0658	2400
0500							
0600							
0700	0700			4980			
	0758			4990			
0800	0757			4980			
0900	0859			4980			
1000	0958			4980			
1100	1056			4980			
1200	1157			4980			
1300	1305			4980			
1400	1460			4980			
1500	1501			4980			
1600	1555			4990			
						Confirm the following LEDs are off:	
1700	1658			4990		LED 12	LED 13
1800	1755			4990			
1900	1902			4990		LED 15	LED 16
2000	1955			4990			
2100	2100			4990			
2200	2158			4990			
2300	2259			4980			
2400	2400			4990			
2500							
2600							
2700							
2800							
2900							

- REMCO CHANNEL ASSIGNMENTS:
- CH. 1 TRANSMITTER FILAMENT (V)
 - CH. 2 PLATE VOLTAGE (V)
 - CH. 3 PLATE CURRENT (A)
 - CH. 4 CALCULATED POWER (kW)
 - CH. 5 FORWARD POWER [INDIRECT] (%)
 - CH. 8 STL SIGNAL STRENGTH
 - CH. 9 AUXILIARY FILAMENT (V)
 - CH. 10 AUXILIARY VOLTAGE (V)
 - CH. 11 AUXILIARY CURRENT (A)
 - CH. 12 CALCULATED AUX. POWER (kW)
 - CH. 13 FWD. AUX. PWR. [INDIRECT] (%)
 - CH. 15 SHACK TEMPERATURE (°F)
 - CH. 16 OUTSIDE TEMPERATURE (°F)

Notes:

Confirm the following LEDs are off:

LED 12 LED 13 LED 14

Confirm the following LEDs are on:

LED 15 LED 16

Notes:

STATUS LED ASSIGNMENTS:

- LED 1 FILAMENTS ON
- LED 2 PLATE ON
- LED 3 STL ON
- LED 4 EXCITER ACTIVE
- LED 6 ANTENNA TO TRANSMITTER A
- LED 7 ANTENNA TO TRANSMITTER B
- LED 8 TRANSMITTER BUILDING DOOR
- LED 9 AUXILIARY FILAMENTS ON
- LED 10 AUXILIARY PLATE
- LED 12 TOWER LIGHTING FAILURE
- LED 13 OBSTRUCTION LIGHT OUT
- LED 14 BEACON LIGHT OUT
- LED 15 OBSTRUCTION LIGHT ON
- LED 16 BEACON LIGHT ON



WRPI

DAILY STATION LOG
MORNING PROGRAMMING
EASTERN STANDARD TIME (EST)

Date: MONDAY, SEPTEMBER 17, 2018

PAGE 3 OF 6

Scheduled Time	Started at...	Ended at...	Program Name	Type	Source
0500			(Sign-On) Station Identification	ID	L
0600			Station Identification	ID	L
0630			PSA	PSA	R
	0658		DISCLAIMER	O	L
0700	0657		Station Identification (Sign-on)	ID	L
	0656	0900	"P-BRANE DMG"	LE	L
0730	0727		SP/ID OGA	SP/ID	REC
	0728		DISCLAIMER	O	L
0800	0757		Station Identification	ID	L
0830	0825		SP/ID Verbal	SP/ID	REC
0900	0900		Station Identification	ID	L
	0900	1000	"Demo-crazy now!"	PA	NET
	1000		DISCLAIMER	O	L
1000	1000		Station Identification	ID	L
	1000	1200	"P-BRANE DMG"	LE	L
1030	1025		PSA American Red Cross	PSA	R
	1011		DISCLAIMER	O	L
1100	1055		Station Identification	ID	L
1100	1007	1010	What's Going On Here? (Pc)	PSA	L
	1400	1600	"GARY'S MUSIC SHOW"	LE	L
1130	1131		SP/ID Spoken	SP/ID	REC
	1132		DISCLAIMER	O	L
1200	1155		Station Identification	ID	L
	1200	1600	"GARY'S MUSIC SHOW"	LE	L
1200	1207	1216	After Dark (Pc)	PSA	L



WRPI

DAILY STATION LOG

AFTERNOON PROGRAMMING
EASTERN STANDARD TIME (EST)

Date: MONDAY, SEPTEMBER 17, 2018

PAGE 4 OF 6

Scheduled Time	Started at...	Ended at...	Program Name	Type	Source
1230	1230		SP/ID } # 6B4	SP/ID	REC
1300	1255		Station Identification } # 6006	ID	L
1330	1333		PSA } # 07042011	PSA	R
1400	1403		SP/ID } # 9616	SP/ID	REC
1430	1435		PSA } # 07042011	PSA	R
1500	1505		Station Identification	ID	L
1500	1512	1513	What's Going On Here? (P.C.)	PSA	L
1530	1530		SP/ID } # AB12-3	SP/ID	REC
1600	1555		Station Identification	ID	L
	1600	1800	"AGES"	LE	L
1700	1701		Station Identification	ID	L
1730	1753		PSA (PC) PSA09409	PSA	R
1800	1801		Station Identification	ID	L
1800	1716	1724	After Dark (PC)	PSA	L
	1800	2000	"Math Rocks For Nerds"	LE	L
1830	1833		SP/ID (PC) EUN	SP/ID	REC
1900	1904		Station Identification	ID	L



WRPI
DAILY STATION LOG
 EVENING PROGRAMMING
 EASTERN STANDARD TIME (EST)

Date: MONDAY, SEPTEMBER 17, 2018

Scheduled Time	Started at...	Ended at...	Program Name	Type	Source
1930	1927		PSA # 10039	PSA	R
	2000	2200	"Stompy Mandy Blues"	LE	L
2000	2000		Station Identification	ID	L
2000	2003	2006	What's Going On Here?	PSA	L
	2000				
2100	2059		Station Identification	ID	L
2200	2200		SP/ID AB12-7	SP/ID	REC
	2200	2400	"Mostly Bad Music"	LE	L
2300	2301		Station Identification	ID	L
2300	2301		After Dark	PSA	L
2330	2338 ^{(C) TE}		SP/ID MS14-1	SP/ID	REC
2400	2400		Station Identification	ID	L
2500			Station Identification	ID	L
2600			Station Identification	ID	L
2700			Station Identification	ID	L
2800			Station Identification	ID	L
2900			(Sign-Off) Station Identification	ID	L

